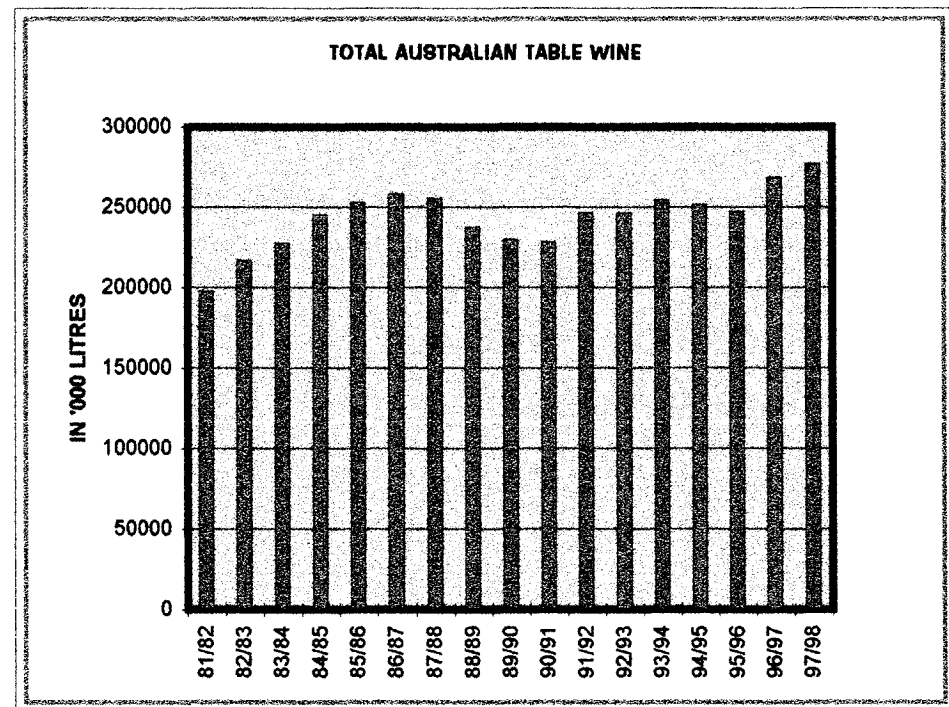
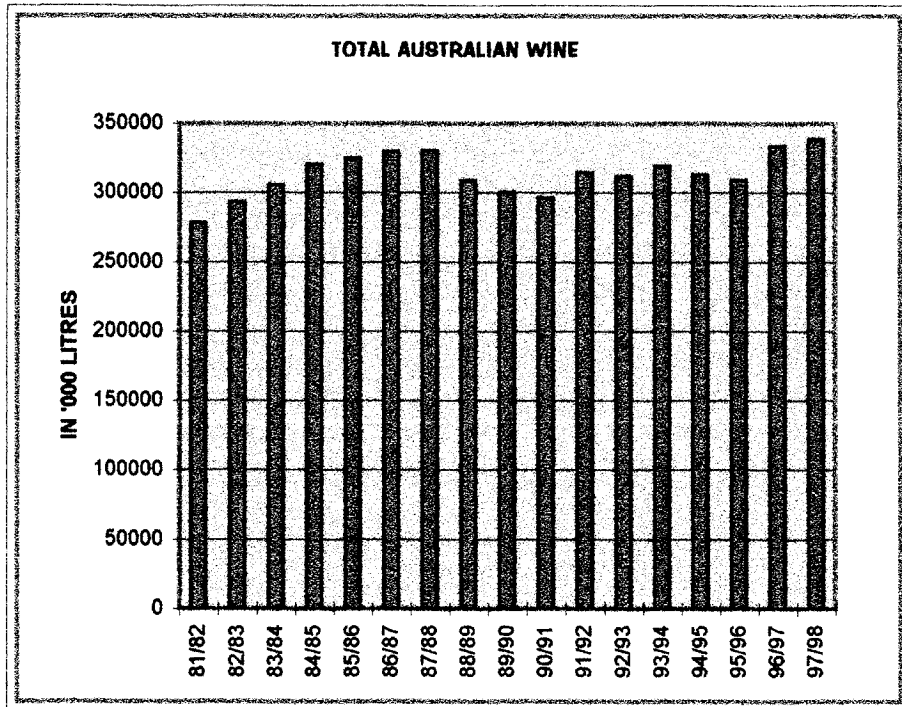




# SALES OF AUSTRALIAN WINES BY STYLE FROM 1981/82 TO 1997/98

IN '000 LITRES

	TOTAL WINE	FORTIFIED WINE	TABLE WINE	SPARKLING WINE	CARBONATED WINE	FLAVOURED WINE	VERMOUTH
81/82	278595	45189	197904	26048	1701	2818	4935
82/83	293582	43027	216948	25405	1617	2378	4207
83/84	305802	42587	227805	26828	2193	2141	4248
84/85	320476	38617	245400	28729	2548	1963	3219
85/86	325184	36819	253045	28931	1482	1910	2997
86/87	329951	36245	258231	28773	1325	2624	2753
87/88	330546	35056	255799	32642	1418	2969	2662
88/89	309129	33286	237735	31624	1664	2645	2175
89/90	300602	33096	229950	31201	1821	2673	1861
90/91	296272	30744	228332	29463	3377	2737	1619
91/92	314830	29891	246704	30153	3751	2921	1410
92/93	312083	28423	246308	29969	3257	2845	1281
93/94	319561	27026	254743	30545	3524	2465	1258
94/95	313358	27000	251585	28001	3434	2220	1118
95/96	309455	25863	247271	30149	3087	2086	999
96/97	333588	25629	268766	32553	3431	2183	1026
97/98	338810	24574	276894	31068	3166	2145	963



# SALES OF AUSTRALIAN WINES BY STYLE FROM 1981/82 TO 1997/98

IN '000 LITRES

	SHERRY						TOTAL FORTIFIED WINES	DRY WHITE	TABLE WINES			TOTAL TABLE WINES
	DRY	MEDIUM	SWEET	PORT	MUSCAT	OTHER DESSERT WINE			DRY RED	SWEET	ROSE	
81/82	4305	5528	15642	15842	3556	316	45189	155310	30361	4527	7706	197904
82/83	4075	503	14534	15769	3343	293	43027	172334	31856	4928	7830	216948
83/84	3884	4857	13254	17046	3260	286	42587	175341	34480	10060	7924	227805
84/85	3380	4245	11596	16492	2701	203	38617	178595	37805	21534	7466	245400
	***** EFFECTIVE 1/7/85 WHITE TABLE WINE RE-DEFINED							***** < 1° BAUME		> 1° BAUME		
85/86	3170	4145	10571	16357	2419	157	36819	171781	37188	36936	7140	253045
86/87	3145	4006	9640	16918	2363	173	36245	176227	40191	34657	7155	258230
87/88	2978	3946	8643	17198	2130	162	35057	168212	44482	35973	7234	255901
88/89	2544	3572	8234	16844	1942	150	33286	159896	43990	26759	7090	237735
89/90	2735	3319	7854	17140	1808	240	33096	159686	42998	20740	6526	229950
90/91	2415	3154	7477	15982	1583	133	30744	151467	46174	24742	5949	228332
91/92	2281	2938	7173	15933	1438	128	29891	171463	50790	18729	5722	246704
92/93	2116	2501	6831	15546	1257	172	28423	167880	55051	18525	4852	246308
93/94	1888	2318	6135	15382	1181	124	27028	169693	57403	22762	4887	254745
94/95	1833	2328	5948	15635	1104	151	26999	164190	60632	21971	4794	251587
95/96	1787	2291	5590	15094	1003	98	25863	157603	63873	21106	4696	247278
96/97	1597	2205	5210	15455	1071	92	25630	162061	78974	22742	4680	268457
97/98	**EFFECTIVE 1/1/98 FORTIFIED SPLIT-UP NO LONGER AVAILABLE						24574	189509	87383	N/A	IN RED	276892

	SPARKLING		TOTAL SPARKLING WINE	CARBONATED WINE	FLAVOURED WINE	VERMOUTH		TOTAL	
	BOTTLE FERMENTATION	BULK				DRY	SWEET		
81/82		7355	18693	26048	1701	2818	2431	2504	4935
82/83		8670	16735	25405	1617	2378	2010	2197	4207
83/84		1274	15554	26828	2193	2141	1956	2292	4248
84/85		13965	14764	28729	2548	1963	1528	1691	3219
85/86		17673	11258	28931	1482	1910	1363	1634	2997
86/87		20583	8190	28773	1325	2624	1261	1492	2753
87/88		25029	7612	32641	1418	2969	1281	1381	2662
88/89		25288	6336	31624	1664	2645	1013	1162	2175
89/90		25590	5611	31201	1821	2673	838	1023	1861
90/91		25714	3749	29463	3377	2737	738	881	1619
91/92		25406	4747	30153	3751	2921	644	766	1410
92/93		25252	4717	29969	3257	2845	591	690	1281
93/94		26306	4238	30544	3524	2465	604	654	1258
94/95		23630	4372	28002	3434	2220	513	606	1119
95/96		22923	7226	30149	3087	2086	437	563	1000
96/97		23370	9182	32552	3431	2183	450	575	1025
97/98		22310	8759	31069	3166	2145	N/A	N/A	963

# SALES OF AUSTRALIAN WINES BY STYLE FROM 1981/82 TO 1997/98

IN '000 LITRES

	TABLE WINE---DRY WHITE					TABLE WINE---DRY RED				
	GLASS 1LT & UNDER	GLASS OVER 1LT	SOFT PACK	BULK	TOTAL	GLASS 1LT & UNDER	GLASS OVER 1LT	SOFT PACK	BULK	TOTAL
81/82	37851	26868	84680	5911	155310	12252	5092	11263	1754	30361
82/83	36806	26975	103585	4968	172334	12657	4925	12787	1487	31856
83/84	34565	23962	11485	5329	175341	14058	4641	14425	1356	34480
84/85	38092	18328	117714	4461	178595	16777	3687	16191	1150	37805
.....	WINE < 1 <sup>st</sup> BAUME		***** EFFECTIVE 1/7/85 WHITE TABLE WINE RE-DEFINED							
85/86	34739	11032	109971	16038	171780	16838	2276	16927	1147	37188
86/87	36628	7100	110423	22076	176227	19005	1772	17659	1756	40192
87/88	37516	5684	108500	16511	168211	22102	1400	19035	1345	44482
88/89	41903	4462	102672	10859	159896	22881	1258	18207	1644	43990
89/90	41646	2491	106152	9397	159686	22892	743	18168	1195	42998
90/91	39771	1856	102097	7743	151467	23185	530	21169	1290	46174
91/92	40736	1627	122410	6690	171463	24048	521	25200	1021	50790
92/93	41243	1319	120534	4784	167880	25268	464	28677	642	55051
93/94	45026	1146	118376	5145	169693	27577	483	28400	943	57403
94/95	49063	963	110435	3729	164190	30018	590	29453	576	60632
95/96	48034	658	106050	2861	157603	33174	421	29964	314	63873
96/97	52492	605	106501	2463	162061	40541	348	37523	562	78974

TABLE WINE---ALL WHITE				
GLASS <2LTR	SOFT PACK	OTHER	TOTAL	
97/98	59352	125269	4888	189509

TABLE WINE---ALL RED				
GLASS <2LTR	SOFT PACK	OTHER	TOTAL	
97/98	45220	41295	868	87383

	TABLE WINE---SWEET				TABLE WINE---DRY ROSE					
	GLASS 1LT & UNDER	GLASS OVER 1LT	SOFT PACK	BULK	TOTAL	GLASS 1LT & UNDER	GLASS OVER 1LT	SOFT PACK	BULK	TOTAL
81/82	157	3010			4527	1668	1958	3825	255	7706
82/83	1838	3090			4928	1347	1948	4289	246	7830
83/84	1713	8347			10060	1282	1674	4735	233	7924
84/85	?	?			21534	1273	1116	4891	186	7466
.....	WINE > 1 <sup>st</sup> BAUME		***** EFFECTIVE 1/7/85 WHITE TABLE WINE RE-DEFINED							
85/86	4112	1806	30817	201	36936	1044	749	5184	164	7141
86/87	5115	1042	28364	136	34657	1107	475	5416	157	7155
87/88	5039	1075	29712	147	35973	1077	445	5616	96	7234
88/89	4199	391	22000	169	26759	1067	339	5611	73	7090
89/90	3812	218	16637	73	20740	987	230	5286	23	6526
90/91	3151	224	21294	73	24742	903	175	4822	49	5949
91/92	2725	207	15721	76	18729	763	130	4792	37	5722
92/93	2856	204	15405	60	18525	614	98	4107	33	4852
93/94	3110	196	19387	69	22762	578	98	4179	32	4887
94/95	2793	196	18888	94	21971	560	91	4092	51	4794
95/96	2554	146	18307	99	21106	531	74	4056	35	4696
96/97	2490	149	19991	112	22742	522	71	4051	36	4680

\*\*EFFECTIVE 1/1/98 SWEET & ROSE SPLIT-UP NO LONGER AVAILABLE

\*\*EFFECTIVE 1/1/98 SWEET & ROSE SPLIT-UP NO LONGER AVAILABLE

# SALES OF AUSTRALIAN WINES BY STYLE FROM 1981/82 TO 1997/98

IN '000 LITRES

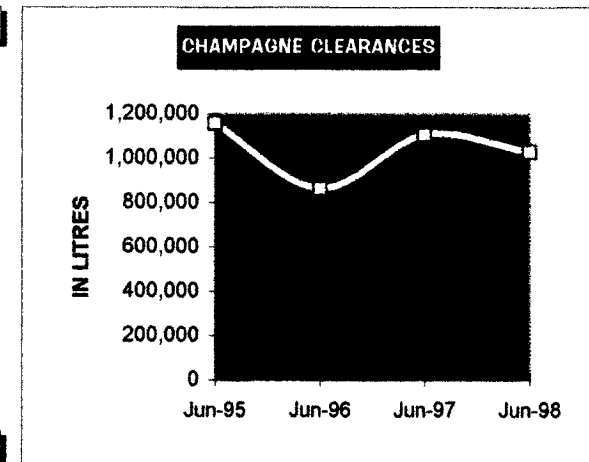
	TABLE WINE---TOTAL				TOTAL
	GLASS 1LT & UNDER	GLASS OVER 1LT	SOFT PACK	BULK	
81/82	53288	36928	99768	7920	197904
82/83	52648	36938	120661	6701	216948
83/84	51618	38624	130645	6918	227805
84/85	56142	23131	138796	5797	223866
85/86	56733	15863	162899	17550	253045
86/87	61855	10389	161862	24125	258231
87/88	65734	8604	162863	18699	255900
88/89	70050	6450	148490	12745	237735
89/90	69337	3682	146243	10688	229950
90/91	67010	2785	149382	9155	228332
91/92	68272	2485	168123	7824	246704
92/93	69981	2085	168723	5519	246308
93/94	76291	1923	170342	6189	254745
94/95	82429	1840	162868	4450	251587
95/96	84293	1299	158377	3309	247278
96/97	96045	1173	168066	3173	268457

	TABLE WINE---ALL WHITE			TOTAL
	GLASS <2LTR	SOFT PACK	OTHER	
97/98	104572	166564	5756	276892

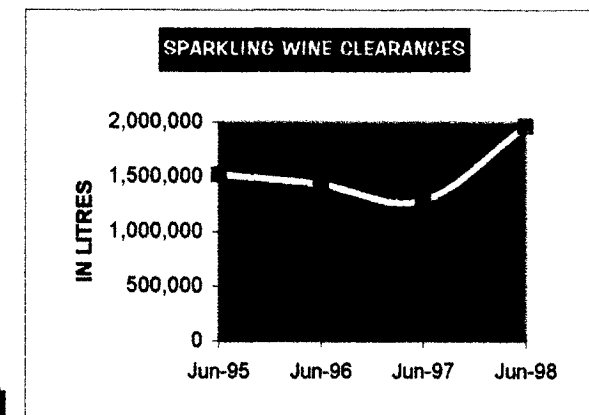
# CLEARANCES OF IMPORTED WINE BY COUNTRY OF ORIGIN FOR THE LAST 4 FISCAL YEARS

IN LITRES

COUNTRY OF ORIGIN	Jun-95	Jun-96	Jun-97	Jun-98	97/8 Vs. 96/7 %	4 YEAR AVG
<b>CHAMPAGNE</b>						
FRANCE	888,443	600,215	809,991	729,531	-9.93	757,045
GERMANY	7,157	1,372	845	1,278	51.24	2,663
ITALY	106,565	55,074	48,366	36,573	-24.38	61,645
NETHERLANDS	0	0	1,459	0	-100.00	365
SPAIN	144,990	149,939	117,770	50,478	-57.14	115,794
UNITED KINGDOM	1,533	1,014	1,298	135	-89.60	995
U.S.A	261	7,788	612	182	-70.26	2,211
ALL OTHER	10,771	46,618	126,388	211,307	67.19	98,771
<b>TOTAL</b>	<b>1,159,720</b>	<b>862,020</b>	<b>1,106,729</b>	<b>1,029,484</b>	<b>-6.98</b>	<b>1,039,488</b>



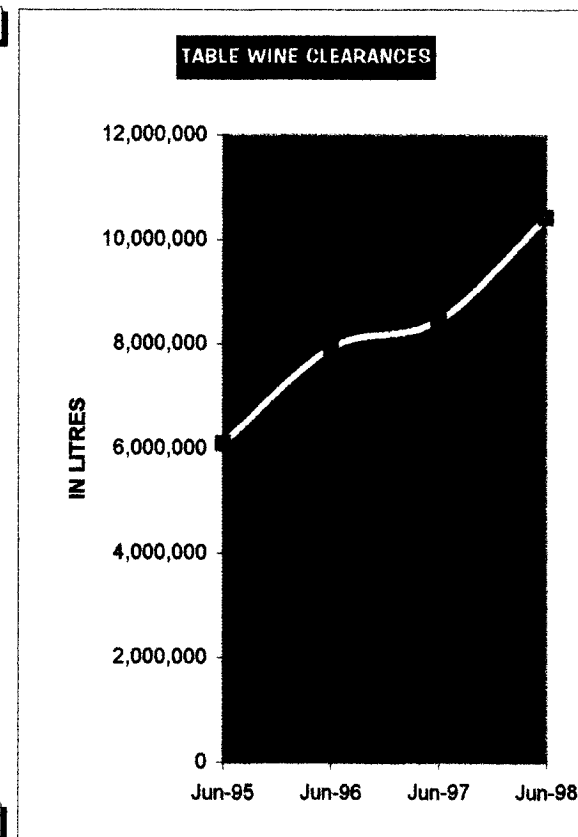
COUNTRY OF ORIGIN	Jun-95	Jun-96	Jun-97	Jun-98	97/8 Vs. 96/7 %	4 YEAR AVG
<b>SPARKLING WINE</b>						
FRANCE	66,508	17,840	302,853	168,383	-44.40	138,896
GERMANY	51,393	46,143	46,685	79,244	69.74	55,866
HUNGARY	1,602	2,583	1,935	432	-77.67	1,638
ITALY	1,286,382	1,139,413	816,683	1,453,540	77.98	1,174,005
NEW ZEALAND	85,044	201,459	71,987	209,606	191.17	142,024
PORTUGAL	324	0	265	143	-46.04	183
SPAIN	2	720	13,062	40,665	211.32	13,612
SWITZERLAND	4	0	0	11	#DIV/0!	4
YUGOSLAVIA	0	0	0	0	#DIV/0!	0
ALL OTHER	30,832	20,948	26,755	13,873	-48.15	23,102
<b>TOTAL</b>	<b>1,522,091</b>	<b>1,429,106</b>	<b>1,280,225</b>	<b>1,965,897</b>	<b>53.56</b>	<b>1,549,330</b>



# CLEARANCES OF IMPORTED WINE BY COUNTRY OF ORIGIN FOR THE LAST 4 FISCAL YEARS

IN LITRES

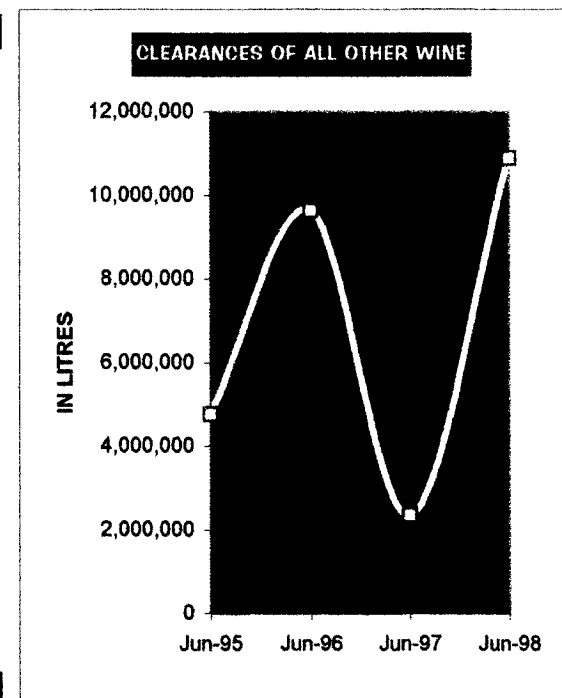
COUNTRY OF ORIGIN	Jun-95	Jun-96	Jun-97	Jun-98	97/8 Vs. 96/7 %	4 YEAR AVG
<b>TABLE WINE</b>						
AUSTRIA	1,658	357	203	29,426	14395.57	7.911
CHILE	227,850	374,858	341,931	294,550	-13.86	309,797
CHINA	0	45	484	1577	-61.67	1,434
CYPRUS	4,554	12,922	7,983	18,612	133.15	11,018
FRANCE	885,843	596,788	874,674	1,888,689	115.93	1,061,499
GERMANY	433,223	367,326	347,783	357,656	2.84	376,497
GREECE	300,170	244,778	392,127	261,621	-33.28	299,674
HUNGARY	83,999	104,341	117,695	157,428	33.76	115,866
ISRAEL	82,133	67,652	10,270	8,092	-21.21	42,037
ITALY	2,791,019	4,131,563	4,211,109	4,536,582	7.73	3,917,568
JAPAN	0	10	99	8	-91.92	29
NEW ZEALAND	207,219	510,598	972,308	1,709,477	75.82	849,901
PORTUGAL	581,232	569,625	555,562	520,040	-6.39	556,615
SPAIN	149,889	229,769	192,213	273,966	42.53	211,459
SWITZERLAND	226	27	0	1,248	#DIV/0!	375
UNITED KINGDOM	5,338	1,186	20,118	20,787	3.33	11,857
U.S.A	84,971	312,369	73,196	87,453	19.48	139,497
YUGOSLAVIA	0	0	11,193	4,305	-61.54	3,875
ALL OTHER	260,317	398,225	317,381	252,910	-20.31	307,208
<b>TOTAL</b>	<b>6,099,641</b>	<b>7,922,439</b>	<b>8,449,959</b>	<b>10,424,427</b>	<b>23.37</b>	<b>8,224,117</b>



# CLEARANCES OF IMPORTED WINE BY COUNTRY OF ORIGIN FOR THE LAST 4 FISCAL YEARS

IN LITRES

COUNTRY OF ORIGIN	Jun-95	Jun-96	Jun-97	Jun-98	97/8 Vs. 96/7 %	4 YEAR AVG
<b>WINE -NES</b>						
CHILE	12,384	3,273,015	458,659	181,067	-60.52	981,281
DENMARK	0	0	0	0	#DIV/0!	0
FRANCE	1,138,651	1,402,874	62,239	60,787	-2.33	666,138
GERMANY	9,200	3,384	24,331	4,429	-81.80	10,336
ITALY	976,211	485,670	380,024	348,462	-8.31	547,592
JAPAN	7	22	0	140	#DIV/0!	42
NEW ZEALAND	485,024	842,427	687,171	426,531	-37.93	610,288
PORTUGAL	10,094	17,888	5,954	510	-91.43	8,612
SINGAPORE	360	0	0	225	#DIV/0!	146
SOUTH AFRICA	18,045	13,007	4,239	1,843	-56.52	9,284
SPAIN	172	346,809	6,177	9,629,193	155787.86	2,495,588
SWITZERLAND	9	6	522	9	-98.28	137
U.S.A	2,025,890	1,03,939	46,634	40,977	-12.13	781,860
YUGOSLAVIA	0	0	0	0	#DIV/0!	0
ALL OTHER	94,236	2,234,604	674,532	196,140	-70.92	799,878
<b>TOTAL</b>	<b>4,770,283</b>	<b>9,633,645</b>	<b>2,350,482</b>	<b>10,890,313</b>	<b>363.32</b>	<b>6,911,181</b>

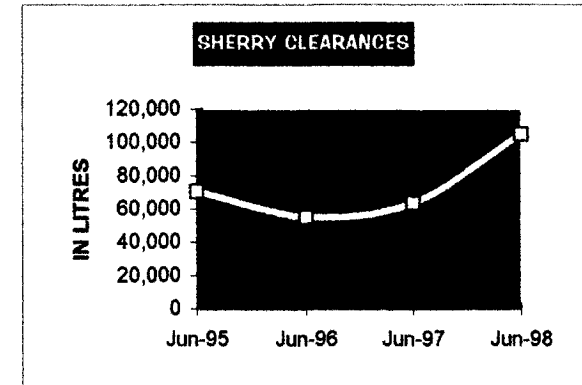




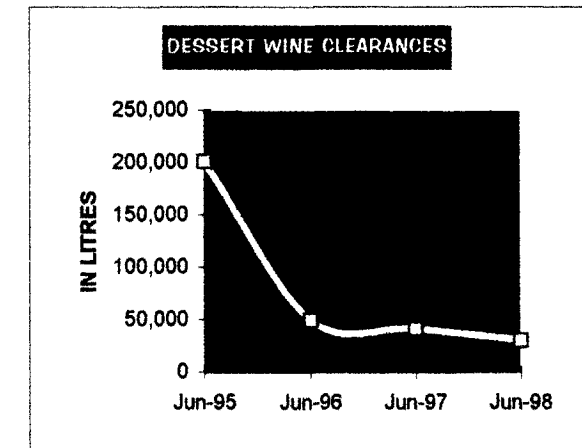
# CLEARANCES OF IMPORTED WINE BY COUNTRY OF ORIGIN FOR THE LAST 4 FISCAL YEARS

IN LITRES

COUNTRY OF ORIGIN	Jun-95	Jun-96	Jun-97	Jun-98	97/8 Vs. 96/7 %	4 YEAR AVG
<b>SHERRY</b>						
CHINA	0	0	0	0	#DIV/0!	0
FRANCE	4,937	1,251	7,367	2,520	-65.79	4,019
ISRAEL	0	0	0	900	#DIV/0!	225
PORTUGAL	0	2	0	0	#DIV/0!	1
SPAIN	65,445	50,412	54,986	83,958	52.69	63,700
U.S.A	0	3,600	0	0	#DIV/0!	900
ALL OTHER	55	0	1,092	17,595	151.26	4,686
<b>TOTAL</b>	<b>70,437</b>	<b>55,265</b>	<b>63,445</b>	<b>104,973</b>	<b>65.46</b>	<b>73,530</b>



<b>DESSERT WINE</b>						
CYPRUS	21,695	10,045	14,327	5,600	-60.91	12,917
FRANCE	7,530	2,892	3,582	1,030	-71.25	3,759
GERMANY	9	5,280	45	57	26.67	1,348
HUNGARY	72	1,290	114	811	611.40	572
ISRAEL	0	2,250	0	0	#DIV/0!	563
ITALY	3,805	20,328	10,389	8,592	-17.30	10,779
PORTUGAL	8,078	6,256	2,803	6,035	115.31	5,793
SOUTH AFRICA	158,624	101	981	135	-86.24	39,960
SPAIN	966	42	4,118	5,074	23.22	2,550
UNITED KINGDOM	0	6	83	60	-27.71	37
U.S.A	79	0	668	955	42.96	426
ALL OTHER	392	888	4,155	1,584	-61.88	1,755
<b>TOTAL</b>	<b>201,250</b>	<b>49,378</b>	<b>41,265</b>	<b>29,933</b>	<b>-27.46</b>	<b>80,457</b>

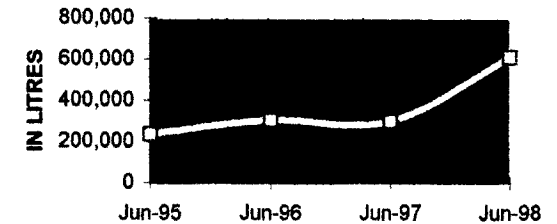


# CLEARANCES OF IMPORTED WINE BY COUNTRY OF ORIGIN FOR THE LAST 4 FISCAL YEARS

IN LITRES

COUNTRY OF ORIGIN	Jun-95	Jun-96	Jun-97	Jun-98	7/8 Vs. 96/7 4 YEAR AVG	
<b>VERMOUTH &amp; FLAVOURED WINE</b>						
CANADA	0	0	0	0	#DIV/0!	0
FRANCE	24,752	27,262	32,645	23,946	-26.65	27,151
GREECE	88,032	54,015	69,246	73,355	5.93	71,162
ITALY	114,888	197,458	188,141	150,182	-20.18	162,667
UNITED KINGDOM	48	0	0	0	#DIV/0!	12
U.S.A	90	9	0	0	#DIV/0!	25
ALL OTHER	7,519	25,599	7,509	362,657	4729.63	100,821
<b>TOTAL</b>	<b>235,329</b>	<b>304,343</b>	<b>297,541</b>	<b>610,140</b>	<b>105.06</b>	<b>361,838</b>

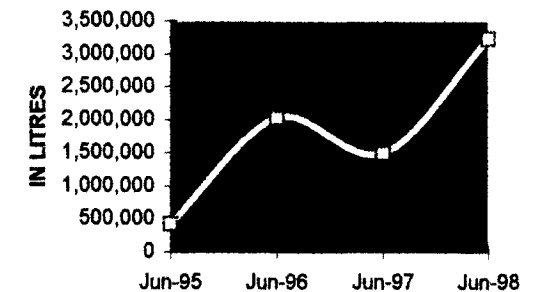
VERMOUTH & FLAVOURED WINE CLEARANCES



## CIDER & FERMENTED BEVERAGES

CHINA	74,724	24,860	78,842	111,108	40.92	72,384
DENMARK	6840	0	0	7380	#DIV/0!	3,555
FRANCE	674	481	491	679	38.29	581
GERMANY	47,741	73,859	75,114	86,733	15.47	70,862
JAPAN	103,430	99,804	101,505	100,156	-1.33	101,224
NEW ZEALAND	27,552	1,577,695	967,565	2,298,919	137.60	1,217,933
POLAND	0	0	0	0	#DIV/0!	0
SPAIN	8,850	4,167	7,980	4,932	-38.20	6,482
TAIWAN	3,600	9,258	0	0	#DIV/0!	3,215
UNITED KINGDOM	52,767	70,954	20,455	319,274	1460.86	115,863
U.S.A	42,302	42,457	37,760	33,258	-11.92	38,944
ALL OTHER	52,346	121,828	202,662	267,095	31.79	160,983
<b>TOTAL</b>	<b>420,826</b>	<b>2,025,363</b>	<b>1,492,374</b>	<b>3,229,534</b>	<b>116.40</b>	<b>1,792,024</b>

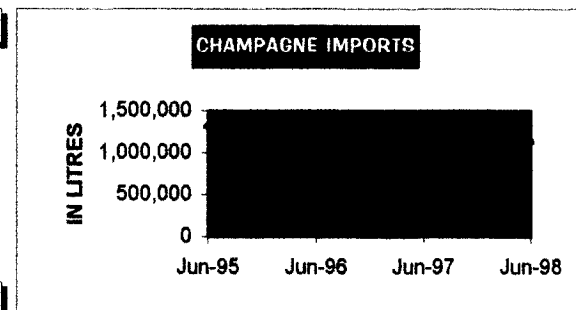
CIDER & FERMENTED BEVERAGES CLEARANCES



## IMPORTS OF WINE FROM 1994/95 TO 1997/98

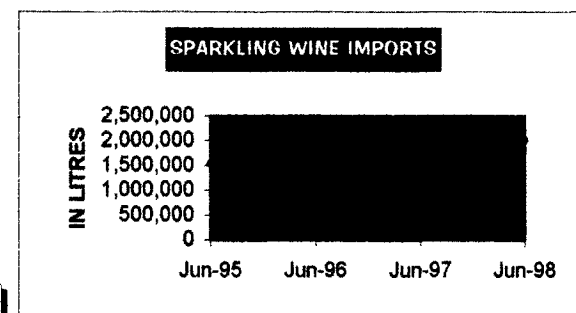
IN LITRES

COUNTRY OF ORIGIN	Jun-95	Jun-96	Jun-97	Jun-98	97/8 Vs. 96/7 %	4 YEAR AVG
<b>CHAMPAGNE</b>						
FRANCE	1,045,601	646,780	975,350	872,105	-10.59	884,959
GERMANY	7,157	1,471	845	1,278	51.24	2,688
ITALY	109,753	63,344	38,142	31,605	-17.14	60,711
NEW ZEALAND	1,527	42,719	102,877	120,512	17.14	66,909
SPAIN	142,734	147,801	134,550	10,575	-92.14	108,915
ALL OTHER	11,035	14,015	22,927	95,799	317.84	35,944
<b>TOTAL</b>	<b>1,317,807</b>	<b>916,130</b>	<b>1,274,691</b>	<b>1,131,874</b>	<b>-11.20</b>	<b>1,160,126</b>



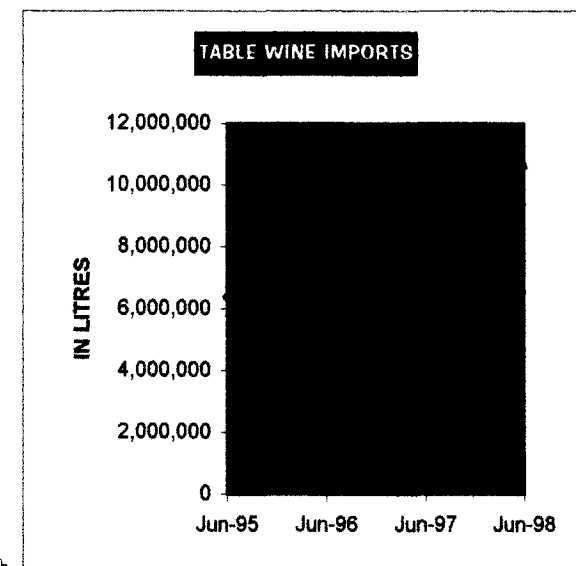
### SPARKLING WINE

FRANCE	82,568	37,475	320,922	205,380	-36.00	161,586
GERMANY	49,302	44,026	46,454	67,364	45.01	51,787
ITALY	1,280,496	1,173,895	724,542	1,470,642	102.98	1,162,394
NETHERLANDS	14,999	43	22,548	27	-99.88	9,404
NEW ZEALAND	85,354	201,821	73,087	209,975	187.29	142,559
PORTUGAL	324	0	265	143	-46.04	183
SPAIN	92	906	13,062	40,935	213.39	13,749
ALL OTHER	20,933	27,394	20,718	16,963	-18.12	21,502
<b>TOTAL</b>	<b>1,534,068</b>	<b>1,485,560</b>	<b>1,221,598</b>	<b>2,011,429</b>	<b>64.66</b>	<b>1,563,164</b>



### TABLE WINE

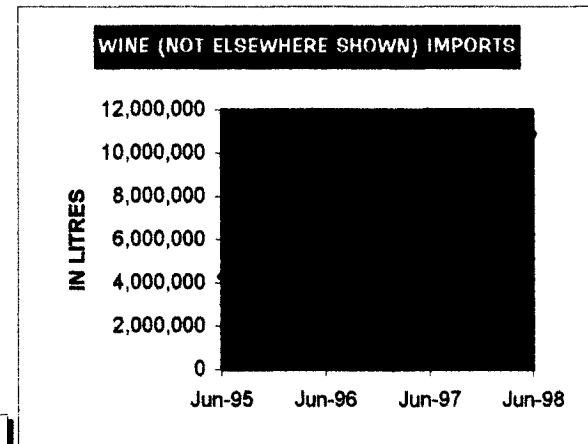
AUSTRIA	1,658	357	518	30,119	5714.48	8,163
CHILE	282,843	347,508	337,864	286,499	-15.20	313,679
CYPRUS	1,242	12,922	7,245	17,892	146.96	9,825
FRANCE	902,290	579,533	983,601	1,947,456	97.99	1,103,220
GERMANY	434,887	367,515	355,178	355,691	0.14	378,318
GREECE	292,656	244,648	388,983	273,864	-29.59	300,038
HUNGARY	89,603	109,297	109,217	157,752	44.44	116,467
ISRAEL	82,867	69,740	11,962	13,878	16.02	44,612
ITALY	3,127,411	4,415,636	4,202,195	4,582,784	9.06	4,082,007
NEW ZEALAND	208,405	575,180	1,005,102	1,731,487	72.27	880,044
PORTUGAL	441,272	637,679	438,552	536,954	22.44	513,614
SOUTH AFRICA	196,004	84,232	84,403	99,546	17.94	116,046
SPAIN	158,576	227,806	194,565	275,090	41.39	214,009
U.S.A	94,464	313,946	75,788	93,739	23.69	144,484
ALL OTHER	65,468	313,192	277,951	190,423	-31.49	211,759
<b>TOTAL</b>	<b>6,379,646</b>	<b>8,299,191</b>	<b>8,473,124</b>	<b>10,593,174</b>	<b>25.02</b>	<b>8,436,284</b>



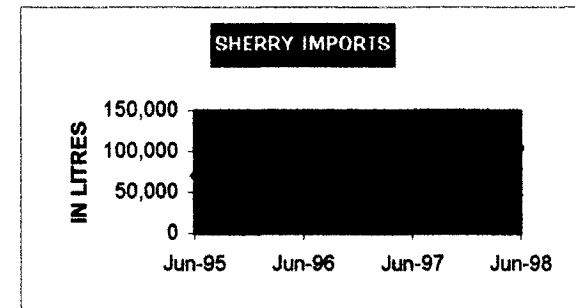
# IMPORTS OF WINE FROM 1994/95 TO 1997/98

IN LITRES

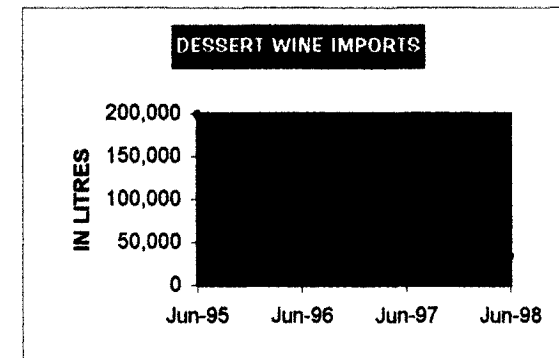
COUNTRY OF ORIGIN	Jun-95	Jun-96	Jun-97	Jun-98	97/8 Vs. 96/7 %	4 YEAR AVG
<b>WINE -NES</b>						
ARGENTINA	0	2,164,656	783	21,500	2645.85	546,735
DENMARK	0	0	0	0	#DIV/0!	0
FRANCE	1,165,075	1,425,521	48,662	66,054	35.74	676,328
GERMANY	11,963	3,713	24,331	4,429	-81.80	11,109
GREECE	72,827	18,933	5,445	42,492	680.39	34,924
HUNGARY	5	0	138	0	-100.00	36
ITALY	466,893	405,430	361,091	332,004	-8.06	391,355
NEW ZEALAND	473,653	862,897	687,171	426,531	-37.93	612,563
PORTUGAL	8,746	17,767	5,880	510	-91.33	8,226
SPAIN	1,562	347,417	6,115	9,629,193	157368.41	2,496,072
U.S.A	2,026,706	1,015,488	46,243	40,977	-11.39	782,354
ALL OTHER	57,846	3,346,003	1,215,12	319,975	-71.47	1,211,334
<b>TOTAL</b>	<b>4,285,276</b>	<b>9,607,825</b>	<b>2,307,371</b>	<b>10,883,665</b>	<b>371.69</b>	<b>6,771,034</b>



<b>SHERRY</b>						
FRANCE	4,795	1,206	2,475	2,592	4.73	2,767
GERMANY	27	0	2	0	-100.00	7
SPAIN	65,681	62,238	62,532	81,000	29.53	67,863
UNITED KINGDOM	24	6	906	3,147	247.35	1,021
ALL OTHER	51	3,600	1,080	17,570	1526.85	5,575
<b>TOTAL</b>	<b>70,578</b>	<b>67,050</b>	<b>66,995</b>	<b>104,309</b>	<b>55.70</b>	<b>77,233</b>



<b>DESSERT WINE</b>						
CYPRUS	22,020	11,997	14,327	5,600	-60.91	13,486
FRANCE	6,865	2,507	3,365	1,381	-58.96	3,530
GERMANY	9	5,280	45	57	26.67	1,348
ITALY	3,697	22,110	10,389	8,592	-17.30	11,197
NEW ZEALAND	13	882	2,945	68	-97.69	977
PORTUGAL	6,947	4,902	2,340	5,876	151.11	5,016
SOUTH AFRICA	158,624	101	981	135	-86.24	39,960
ALL OTHER	1,408	3,899	6,231	12,557	101.52	6,024
<b>TOTAL</b>	<b>199,583</b>	<b>51,678</b>	<b>40,623</b>	<b>34,266</b>	<b>-15.65</b>	<b>81,538</b>




## IMPORTS OF WINE FROM 1994/95 TO 1997/98

IN LITRES

COUNTRY OF ORIGIN	Jun-95	Jun-96	Jun-97	Jun-98	97/8 Vs. 96/7 %	4 YEAR AVG
<b>VERMOUTH &amp; FLAVOURED WINE</b>						
FRANCE	25,893	35,374	24,698	24,515	-0.74	27,620
GREECE	72,423	56,823	68,436	73,599	7.54	67,820
ITALY	129,226	153,634	141,950	151,771	6.92	144,145
ALL OTHER	7,054	25,283	7,160	375,599	5145.80	103,774
<b>TOTAL</b>	<b>234,596</b>	<b>271,114</b>	<b>242,244</b>	<b>625,484</b>	<b>158.20</b>	<b>343,360</b>


VERMOUTH & FLAVOURED WINE IMPORTS



### CIDER & FERMENTED BEVERAGES

CHINA	74,724	24,860	78,842	111,108	40.92	72,384
FRANCE	423	481	4,110	1,863	-54.67	1,719
GERMANY	47,757	73,859	80,248	86,733	8.08	72,149
ISRAEL	0	0	0	0	#DIV/0!	0
JAPAN	98,785	104,889	99,869	119,078	19.23	105,655
NEW ZEALAND	26,127	1,623,417	967,240	2,298,937	137.68	1,228,930
SPAIN	8,850	3,600	7,980	4,932	-38.20	6,341
UNITED KINGDOM	52,767	70,954	20,455	319,274	1460.86	115,863
ALL OTHER	104,040	199,867	268,848	277,850	3.35	212,651
<b>TOTAL</b>	<b>413,473</b>	<b>2,101,927</b>	<b>1,527,592</b>	<b>3,219,775</b>	<b>110.77</b>	<b>1,815,692</b>

CIDER & FERMENTED BEVERAGES IMPORTS



EXPORTS OF AUSTRALIAN WINE BY COUNTRY OF DESTINATION 1986 87 TO 1997 98

CHAMPAGNE

	BAHRAIN	BRUNEI	CHINA	CHRISTMAS IS.	COOK IS.	FRANCE	FLI	GERMANY	HONG KONG	INDONESIA	INDIA	JAPAN
1986/87	3303	0	504	18	270	0	14058	450	27666	4434	2331	3881
1987/88	9909	0	189	0	720	1304	15690	5670	18655	3014	2835	7812
1988/89	8730	0	153	0	1206	0	24332	20790	21522	7044	3717	35655
1989/90	7650	0	0	314	0	0	24625	10719	19278	7560	2475	49416
1990/91	2475	0	0	252	540	0	19847	10800	27852	17464	135	33094
1991/92	7425	0	0	350	1472	0	21339	0	18857	17587	1980	20811
1992/93	1575	0	0	0	1170	0	25565	0	34470	22302	1845	57163
1993/94	0	0	108	2076	1125	675	21147	720	49149	11435	765	42498
1994/95	765	53190	612	864	0	3600	33889	9369	53928	2556	1746	41247
1995/96	360	297	504	3065	360	954	49777	18783	70334	1568	3897	45302
1996/97	3663	81	513	1411	108	0	46785	6872	55203	10566	3408	22662
1997/98	5895	144	990	2183	2722	2439	38409	5350	34029	5387	1188	60874
	KIRIBATI	MALAYSIA	NAURU	N.Z	NORFOLK IS.	OMAN	PAPUA N.G	PHILIPPINES	SHIPS STORES	SINGAPORE	SIERRA LEONE	SOLOMON IS.
1986/87	225	5310	180	18813	1350	2790	25481	1244	11785	8244	0	1140
1987/88	861	2745	0	322578	2925	4770	24528	5526	10056	13047	0	3341
1988/89	270	3951	0	706850	4140	9135	78537	4140	8567	25639	0	909
1989/90	675	2025	765	629131	2610	5820	30721	5220	0	42309	0	288
1990/91	180	2376	450	641657	4013	5823	34937	189	0	22998	0	225
1991/92	0	3872	1452	444613	5136	12641	29078	2367	845	29266	0	1604
1992/93	0	3385	1998	544988	3561	4095	24761	999	0	35703	0	1368
1993/94	0	3394	1837	487737	4329	8355	34878	3627	108	38583	0	720
1994/95	135	3443	330	516048	3487	930	27744	1188	927	45446	0	945
1995/96	0	5265	270	535149	5378	3711	23022	5796	1107	42694	0	441
1996/97	225	3591	1017	503178	5287	3510	22965	3987	0	48268	0	423
1997/98	216	6093	738	579851	5702	4176	27951	2061	286	31013	0	720
	SRI LANKA	SWEDEN	THAILAND	TONGA	UNITED ARAB	U.K	U.S.A	VANUATU	WALLIS IS.	WEST SAMOA	ALL OTHER	TOTAL
1986/87	4065	0	1125	405	3780	34416	36900	1575	0	135	6514	391692
1987/88	1260	0	2295	1017	6885	132967	73445	2646	0	495	33954	71139
1988/89	765	54000	3105	273	20562	281097	86748	2961	0	738	47926	1463462
1989/90	0	135	1845	333	11850	510276	6164	3132	0	270	69891	1500497
1990/91	900	166500	1305	342	2475	1004583	71483	3998	0	603	121204	2198700
1991/92	765	18000	8325	450	10845	1159707	77299	5105	0	585	98272	2000408
1992/93	0	11700	17415	126	23220	2333152	70053	6588	0	279	160558	3388039
1993/94	0	225	10935	270	28629	2414570	89946	8037	0	108	123387	3389373
1994/95	594	0	3627	309	39123	2558917	74889	6318	0	288	127643	3614097
1995/96	1368	36072	9934	1095	51345	2945201	80054	3996	0	702	275908	4223709
1996/97	630	39672	30334	306	45957	3324198	192411	10352	0	1752	299869	4689204
1997/98	2106	91260	7103	1341	52586	3393073	357654	8541	0	1226	372940	5106247



**EXPORTS OF AUSTRALIAN WINE BY COUNTRY OF DESTINATION 1986 87 TO 1997 98**

**SHERRY**

	BAHRAIN	BRUNEI	CANADA	CHRISTMAS IS.	COOK IS.	FLJI	HONG KONG	INDONESIA	JAPAN	KIRIBATI	MALAYSIA	MAURITIA
1986/87	1250	0	462360	0	1125	2895	3378	1053	1025	495	2223	0
1987/88	1170	0	544728	0	0	5160	5625	0	1034	0	360	0
1988/89	540	0	419400	0	960	5316	3195	450	810	0	1935	0
1989/90	1415	0	239313	0	960	4890	4752	0	450	360	5178	0
1990/91	0	0	452156	0	810	3804	2835	0	47026	135	2205	0
1991/92	0	0	481322	0	0	2484	1710	0	71418	0	0	0
1992/93	0	0	423884	0	0	1440	1710	0	16224	0	0	0
1993/94	0	0	512442	2965	630	1899	6466	0	51686	0	270	0
1994/95	0	0	384095	4500	0	1365	6365	407	67600	0	2061	0
1995/96	0	0	286053	0	0	1647	2070	0	100180	0	0	0
1996/97	0	0	322753	0	0	2052	387	180	112000	0	2268	0
1997/98	0	0	311835	0	0	4356	1122	0	64810	0	1035	0
	NORFOLK IS.	N.Z	PAPUA N.G	SHIPS STORES	SINGAPORE	SOLOMON IS.	SRI LANKA	THAILAND	TONGA	UNITED ARAB	U.K	U.S.A
1986/87	2701	12132	13700	118	3387	1075	2250	0	0	1520	2358	2244
1987/88	2238	1800	15479	890	5139	0	12275	360	0	1070	8766	31199
1988/89	2007	7815	12500	0	7479	942	11790	3075	0	0	270	4742
1989/90	3123	140627	8600	0	6103	0	1850	900	321	2360	0	9186
1990/91	1003	511932	9831	0	4680	510	4410	1350	900	0	202003	27216
1991/92	1086	288978	6778	0	4788	0	2550	0	0	1295	169740	1368
1992/93	0	69091	1962	0	5625	0	0	0	0	2660	191414	4503
1993/94	0	422556	6720	360	4320	940	12850	4900	0	2398	378432	1519
1994/95	0	212758	8644	0	4716	1625	3600	1755	168	855	163612	16801
1995/96	944	38138	13858	0	3933	1530	2250	2025	0	2225	362017	9828
1996/97	0	34757	14869	0	2880	180	9050	2295	135	1465	456450	9855
1997/98	0	30538	12788	0	7443	0	1850	64180	0	0	382468	2016
	VANUATU	ALL OTHER	TOTAL									
1986/87	12450	18585	557424									
1987/88	0	40791	687184									
1988/89	180	7883	491289									
1989/90	0	394	440782									
1990/91	270	40335	131341									
1991/92	0	39743	1073260									
1992/93	0	21871	740384									
1993/94	360	18431	1429784									
1994/95	270	18673	899870									
1995/96	270	16959	843927									
1996/97	477	25234	997287									



# EXPORTS OF AUSTRALIAN WINE BY COUNTRY OF DESTINATION 1986/87 TO 1997/98

## DESSERT WINES

	BAHRAIN	BELGIUM-LUX	BRUNEI	CANADA	CHRISTMAS IS.	COOK IS.	DENMARK	FIJI	HONG KONG	INDONESIA	INDIA	ITALY
1986/87	1197	0	0	188014	0	0	59796	19469	18114	900	0	0
1987/88	0	0	0	203292	0	0	0	28770	25368	0	0	0
1988/89	0	0	0	198607	0	720	0	18906	16724	0	90	0
1989/90	135	0	0	116141	0	90	0	13482	34182	1413	5193	0
1990/91	0	0	0	99117	0	0	180	24484	26481	19460	0	0
1991/92	0	0	0	233343	0	0	0	12321	42803	0	0	0
1992/93	0	0	0	143906	1062	382	0	14180	36018	1688	0	0
1993/94	0	0	0	188338	1913	295	90	22047	23794	630	0	0
1994/95	0	270	0	112948	10800	0	3942	14529	14601	121	225	0
1995/96	320	3141	0	199516	243	225	283	13363	25979	27	576	0
1996/97	240	900	0	113634	45	0	999	7581	14157	338	72	0
1997/98	800	2304	0	184127	108	157	293	12433	28175	36	0	68
	JAPAN	MALAYSIA	MAURITIA	NAURU	NORFOLK IS.	N.Z	PAPUA N.G	SHIPS STORES	SINGAPORE	SOLOMON IS.	SRI LANKA	SWEDEN
1986/87	12705	40499	0	0	1923	30545	15193	540	3909	8060	0	0
1987/88	2123	21427	0	0	6024	44806	26011	1683	1738	4800	1575	124913
1988/89	15264	36937	0	0	1364	138195	26934	1445	2646	7200	225	0
1989/90	35519	19641	0	0	2876	649663	20105	1440	5303	4800	2400	23000
1990/91	5818	14452	0	242	2316	226879	21403	9	4648	660	0	900
1991/92	27271	7115	0	0	1215	268686	31461	990	7769	9960	0	180
1992/93	4968	8576	0	423	2568	332722	28163	122	10491	9600	0	45
1993/94	38487	3311	0	234	1908	506553	30582	0	6446	10935	0	225
1994/95	118744	2450	0	0	1669	612182	19129	0	2498	8940	360	45
1995/96	98459	4951	0	0	1747	281537	19221	0	17014	14530	2476	0
1996/97	59211	3725	0	630	1666	323406	16225	0	7236	14400	270	1386
1997/98	30463	1022	0	0	1711	255876	8108	0	9516	7371	720	378
	TRINIDAD	UNITED ARAB	U.K	U.S.A	VANUATU	ALL OTHER	TOTAL					
1986/87	3690	0	34434	224939	315	12732	676974					
1987/88	4050	480	35842	188571	0	11803	733276					
1988/89	0	1760	70541	5135	324	38544	627561					
1989/90	0	2400	192984	87777	2080	36751	1257375					
1990/91	2250	320	772799	100939	480	89671	1413508					
1991/92	0	3765	255583	168111	0	236479	1307052					
1992/93	1350	2380	325983	111785	450	55569	1092431					
1993/94	1197	1520	324163	124104	960	154203	1441935					
1994/95	0	2610	426018	175805	1687	43430	1573003					
1995/96	0	3380	483546	273600	990	189524	1634648					
1996/97	0	3431	582228	262595	503	77203	1492081					
1997/98	0	3520	508611	490477	116	50671	1597061					

EXPORTS OF AUSTRALIAN WINE BY COUNTRY OF DESTINATION 1986 87 TO 1997 98

TABLE WINES

	ALGERIA	ARGENTINA	AUSTRIA	BANGLADESH	BARBADOS	BAHRAIN	BELGIUM-LUX	BRAZIL	BRUNEI	BURMA	CANADA	CHINA
1986/87	0	0	2762	4896	2097	151863	7821	0	6420	3008	1228436	25016
1987/88	0	279	0	4020	2250	209341	28098	477	576	3641	2268521	4598
1988/89	0	0	576	16467	7065	185379	12271	414	0	1377	2001058	37946
1989/90	0	306	6309	720	2430	128782	37698	0	4000	0	2480790	3368
1990/91	315	0	5282	8032	6354	120984	14118	189	576	0	3746533	2329
1991/92	0	0	0	1440	4928	189774	703288	0	0	0	4895181	190344
1992/93	0	0	1980	112507	6750	11205	159950	5850	0	0	5431050	36446
1993/94	0	0	3807	16630	15876	90138	288698	990	0	0	6125638	82321
1994/95	0	0	28098	19086	11234	117060	269327	8137	7277	0	4976593	69383
1995/96	0	180	51309	21968	3465	12580	394366	5688	9446	0	5317499	71545
1996/97	0	0	58397	30723	4500	125839	1571503	28998	9794	0	5918627	985819
1997/98	0	57	32164	24384	14121	132120	1377803	7511	0	18646	6929232	580553
CHRISTMAS IS.	COCOS IS.	COOK IS.	CYPRUS	DENMARK	EGYPT	FIJI	FINLAND	FRANCE	GERMANY	HONG KONG	ICELAND	
1986/87	6303	0	16892	0	944741	1098	230638	35550	9063	200020	542948	0
1987/88	2710	1125	30504	873	1966278	0	271329	145386	23731	131261	469577	5400
1988/89	1087	243	40078	774	2364411	0	292707	158356	14229	144469	419226	0
1989/90	1193	11608	23249	0	487424	0	221786	151425	39555	423889	244747	0
1990/91	663	0	31717	0	181679	0	343778	361994	154735	378730	298218	0
1991/92	1884	1564	0	0	171862	0	245950	1501537	575932	484328	353162	0
1992/93	2313	1311	21658	0	1145986	0	344056	1232550	1262658	664930	432409	0
1993/94	12654	316	37735	609	1092702	0	336276	523946	609201	1080264	582957	0
1994/95	6368	1370	2340	582	1404306	139	363210	457051	415505	1689951	757204	0
1995/96	8884	1226	10230	21569	1889808	765	330260	727059	273554	3258557	815468	151425
1996/97	5139	658	30316	11575	2306566	642	360565	655839	535895	2633000	2015351	642169
1997/98	8531	747	22464	0	2376502	10643	351474	718259	997405	3397613	2098249	1101074
INDONESIA	INDIA	IRELAND	ISRAEL	ITALY	JAPAN	JAMAICA	JORDAN	KENYA	KIRIBATI	LAOS	MAURITIUS	
1986/87	126478	16404	2595	0	90	1686479	522	816	17326	315	875	6321
1987/88	230335	17855	19170	657	711	2933174	1035	0	66546	0	0	3430
1988/89	176241	19226	85725	639	2665	3453367	639	511	115236	1068	0	3315
1989/90	231257	14351	178305	0	3120	2136407	0	0	55359	630	0	6840
1990/91	280613	10758	636868	0	2529	2592766	0	0	47926	135	0	4720
1991/92	288426	13747	1351505	0	0	1884863	0	0	100169	0	0	7840
1992/93	518647	19354	1717589	0	315	2084709	0	0	612	1975	0	1224
1993/94	428415	10623	2003769	0	10575	2135200	0	0	35200	1201	0	6734
1994/95	229260	17864	2380046	0	34128	1801925	0	393	35946	600	0	29247
1995/96	556879	46283	3332838	1447	10844	1756045	0	0	15024	733	1002	9285
1996/97	467765	22586	3629636	20575	62335	2095144	1098	504	18446	8017	0	6075
1997/98	300481	22255	4384915	19050	81745	4797104	6220	621	0	4903	2168	43432

EXPORTS OF AUSTRALIAN WINE BY COUNTRY OF DESTINATION 1986 87 TO 1997 98

TABLE WINE 5

	MEXICO	MALAYSIA	MALDIVES	MALTA	MAURITIA	NAURU	NEW CAL	NEPAL	NETHERL	NIGERIA	NORFOLK IS.	NORWAY
1986/87	0	66778	12695	0	0	4753	3726	2732	227002	1068	75843	103069
1987/88	0	108689	1080	0	0	2048	531	1920	114531	0	85313	360330
1988/89	117	87216	4800	495	0	36	486	4392	849628	0	59599	474257
1989/90	0	74000	0	0	0	1035	0	0	382558	0	43430	471218
1990/91	0	95014	0	0	0	1022	1149	0	588266	0	51763	917226
1991/92	0	101247	10091	0	0	0	0	5000	775798	0	53841	1016305
1992/93	0	127636	31080	0	0	0	4563	0	1046617	0	48977	1308102
1993/94	1881	106971	0	0	0	10853	257179	0	1079645	0	72576	1406150
1994/95	0	107380	2259	0	0	3862	244401	5688	1318988	0	53758	155713
1995/96	441	196335	0	0	0	372	99606	0	1671476	0	60478	2383327
1996/97	846	377600	0	0	0	2014	207539	9175	1699353	0	68278	2425290
1997/98	0	485353	1920	216	0	3466	129200	8255	2090326	0	91893	2363138
	N.Z	OMAN	PAKISTAN	POLYNESIA	PHILIPPINES	PAPUA N.G	POLAND	PORTUGAL	KOREA	S. AFRICA	SAMOA	SHIPS STORES
1986/87	1082699	231981	0	137234	49530	302352	508	306	4745	13208	3544	17377
1987/88	1895951	154537	1420	628419	49181	259338	0	396	8576	639	5915	22854
1988/89	3172231	227644	3249	98080	4184	471977	0	333	6636	641	6006	27500
1989/90	2168757	176939	1070	47560	39743	218570	0	0	189	0	3174	14234
1990/91	6190225	176364	504	30180	19665	241244	0	52	123840	18	1766	832
1991/92	5119335	175406	0	19200	22164	204368	0	0	67750	3420	630	3692
1992/93	15463110	95765	0	13445	77413	190723	0	0	274518	1016	922	585
1993/94	21395024	195081	5028	525	52353	273334	0	0	1505559	45733	7389	2761
1994/95	13888964	112690	5688	540	91969	195207	778	0	667202	62556	747	1551
1995/96	11639385	118025	3744	0	115299	192728	252	0	189406	17024	1573	17480
1996/97	15266826	109718	1494	17288	164013	251925	9131	0	332664	45024	450	54
1997/98	20585443	136731	0	0	68170	429849	423	0	138762	72878	1984	1726
	SINGAPORE	SEYCHELLES	SPAIN	SOLOMON IS.	SRI LANKA	SUDAN	SWEDEN	SWISS	SYRIA	TANZANIA	THAILAND	TONGA
1986/87	384350	35610	468	23348	37516	0	5223027	24059	1954	423	120168	23766
1987/88	374509	45405	0	20891	26714	0	8543424	19027	3762	937	183842	44731
1988/89	398164	53160	2115	8977	17516	0	10802052	44573	888	0	185174	32416
1989/90	241567	37805	7654	7752	0	0	8042192	69560	0	0	166783	20733
1990/91	336982	0	7830	10733	16968	0	11353485	217546	1296	0	142451	35044
1991/92	642660	32239	0	20744	8480	0	17235447	342197	0	0	162233	7555
1992/93	566679	10200	0	30190	0	0	14183207	744130	0	0	329508	14084
1993/94	661008	29100	270	30085	10599	0	14936910	651218	0	1989	458313	12389
1994/95	830377	0	0	28671	5889	0	7283144	842196	1456	0	614783	12830
1995/96	1006934	0	10989	38927	21183	0	5590718	1326199	0	0	1126483	17282
1996/97	1137868	0	10188	23490	19550	0	3958587	1500656	315	0	1115186	29308
1997/98	1143871	33725	252	26506	24049	0	3439445	2000931	0	0	414267	45292



# EXPORTS OF AUSTRALIAN WINE BY COUNTRY OF DESTINATION 1986 87 TO 1997 98

STILL WINES-NOT ELSEWHERE INCLUDED

	BELGIUM	CANADA	CHRISTMAS IS.	DENMARK	FIJI	FRANCE	HONG KONG	INDONESIA	JAPAN	MALAYSIA	N.Z.	NETHERLANDS
1986/87	0	22434	216	19400	32302	0	1900	126200	106268	9150	90287	0
1987/88	46216	15747	0	0	900	92000	0	0	34986	5280	5713	182622
1988/89	0	600	0	0	5789	82000	1683	645	9270	0	22229	0
1989/90	1849	429187	0	51424	26879	46396	30073	3227	47490	6099	148229	30402
1990/91	1285	27598	0	32454	13933	2314	37415	88351	28526	4405	49825	0
1991/92	0	4026	0	774	2810	1060	11624	20587	61018	12717	63887	0
1992/93	1300	166000	0	828	3192	25425	11054	0	48001	15080	74726	14400
1993/94	0	12231	11375	0	3286	180	9223	80081	43691	19220	204625	6403
1994/95	0	9551	5682	90	2880	0	24997	90	63308	2535	97125	2535
1995/96	0	38132	590	369	8294	450	16103	0	92236	0	45640	6732
1996/97	1390	9409	567	153	5434	270	65603	0	74631	5213	42380	1300
1997/98	22311	510	445	0	6872	36	92490	333	95311	14879	45260	4113
	PAPUA N.G.	SHIPS STORES	SINGAPORE	SWEDEN	UK	U.S.A.	ALL OTHER	TOTAL				
1986/87	63015	1573	3510	0	41535	105631	2376	625797				
1987/88	108093	4022	2888	0	52791	476466	20499	1048223				
1988/89	74782	4460	135	9630	36700	45709	6375	300007				
1989/90	117136	4857	20997	179502	264502	162833	104997	1676079				
1990/91	30209	5420	27703	216	256936	514081	129576	1250247				
1991/92	1786	3008	24847	62468	87305	36705	179061	574493				
1992/93	3890	0	9382	513	81714	27741	183978	667224				
1993/94	5181	180	45797	43200	133410	4016	168910	791009				
1994/95	936	64	23751	206	90352	11616	68365	404083				
1995/96	0	0	59577	3708	116750	41409	62224	492214				
1996/97	81	576	33937	252	247755	22733	270630	792314				
1997/98	54	0	44048	12	80365	29790	174512	611341				

# EXPORTS OF AUSTRALIAN WINE BY COUNTRY OF DESTINATION 1986 87 TO 1997 98

## VERMOUTH & FLAVOURED WINES

	CHINA	FIJI	INDONESIA	MALAYSIA	NETHERLANDS	N.Z	PAPUA N.G	SINGAPORE	U.K	U.S.A	ALL OTHER	TOTAL
1986/87	NOT AVAILABLE	240	990	NOT AVAILABLE	NOT AVAILABLE	5835	1080	2313	0	NOT AVAILABLE	5400	16530
1987/88	NOT AVAILABLE	720	1980	NOT AVAILABLE	NOT AVAILABLE	4158	1527	360	0	NOT AVAILABLE	0	9045
1988/89	NOT AVAILABLE	1080	0	NOT AVAILABLE	NOT AVAILABLE	20331	3417	0	861	NOT AVAILABLE	3506	30095
1989/90	NOT AVAILABLE	0	0	NOT AVAILABLE	NOT AVAILABLE	62992	1375	7350	0	NOT AVAILABLE	18173	89890
1990/91	NOT AVAILABLE	3000	0	NOT AVAILABLE	NOT AVAILABLE	9534	450	11004	0	NOT AVAILABLE	48704	73252
1991/92	NOT AVAILABLE	885	0	NOT AVAILABLE	NOT AVAILABLE	10191	564	4914	9153	NOT AVAILABLE	38393	64100
1992/93	NOT AVAILABLE	975	0	NOT AVAILABLE	NOT AVAILABLE	41605	1050	32250	0	NOT AVAILABLE	35850	112054
1993/94	NOT AVAILABLE	0	0	NOT AVAILABLE	NOT AVAILABLE	58932	180	16374	0	NOT AVAILABLE	26833	102319
1994/95	NOT AVAILABLE	180	0	NOT AVAILABLE	NOT AVAILABLE	70755	405	26715	0	NOT AVAILABLE	26847	124902
1995/96	NOT AVAILABLE	0	13474	NOT AVAILABLE	NOT AVAILABLE	76918	90	3636	540	NOT AVAILABLE	31809	126467
1996/97	44600	0	0	23778	19685	57742	180	21465	12668	94486	28642	303246
1997/98	0	0	0	28422	0	54504	150	900	0	55415	15925	155316