

Spirits & Liqueurs



CLEARANCES OF SPIRITS IN LITRES OF ALCOHOL (LAL'S) BY COUNTRY OF ORIGIN

WHISKY	CLEARANCES OF SPIRITS IN LITRES OF ALCOHOL (LAL'S) BY COUNTRY OF ORIGIN												
	GRAND TOTAL	AUSTRALIA	TOTAL IMP	AUSTRIA	BELGIUM	CANADA	DENMARK	FRANCE	GERMANY	GREECE	HONG KONG	IRELAND	ITALY
1976/77	7660031	671459	6988572	48	3	39461		408	1			45051	
1977/78	8327278	632568	7694710	3		42532		255	50			52205	500
1978/79	6700886	44125	6259761	34		36019		25	34		368	4371	168
1979/80	6526231	31171	6215060			3181		339	133			35762	327
1980/81	7089249	342929	6746320	17		34075	229	65	151			38281	2753
1981/82	7967322	308415	7658907			40624		2157	129	25		36884	6051
1982/83	8156911	283953	7872958			42277		1030	937	50		49613	4938
1983/84	8121586	228628	7892958	36	14	32107	131	1424	348	273	2	30786	1401
1984/85	9080043	211404	8868639			35554		2353	235			25328	1784
1985/86	9828820	227676	960144	9		31408	107	6727	416		4	30090	1586
1986/87	9274747	128807	9145940	490		31146	5936	21889	629			29004	465
1987/88	9758458	94433	9664025	254	87	37693	461	3618	38	55		27825	709
1988/89	10437666	101965	10335701			37576	148	19752	201	25		28962	5289
1989/90	10430642	60842	10369800			40100	35	13727	8			30735	6850
1990/91	10190758	28795	10161963			67357	32	17526	50			25607	1800
1991/92	9836000	35731	9800269			29845	633	3197	28			40751	410
1992/93	10954262	26204	10928058			25613	0	295	1424			60648	7093
1993/94	11322370	24001	11298369			20271	0	10914	5342			82479	1101
1994/95	12181584	19500	12162084			17650	10	2047	1478			76955	2291
1995/96	12359144	18908	12340236			27077	0	14147	198		2	93867	1923
1996/97	12401045	6	12401039			33110	0	1953	288			114272	2518
1997/98	13350971	14	13350957			35629		3942	287			147620	962
	JAMAICA	JAPAN	MEXICO	NETHERLANDS	NEW ZEALAND	POLAND	STH AFRICA	U.K	U.S.A	U.S.S.R	VIRGIN IS.	YUGOSLAVIA	ALL OTHER
1976/77		3542		56	465	26		6453520	445460				491
1977/78	69	27449		74				7039797	531213	1			562
1978/79		58862	3	44	243			5624754	493793				1703
1979/80		97487	8	202	3	2		5555227	493963				415
1980/81		35604	122	21	17	483		5991413	643055	34			
1981/82		29818	1	43		8	77	6683691	859209				190
1982/83	11	34379	17		10		23	6821825	913196	223	3334	4	1091
1983/84	2613	46499	214	52	4417	437		6654299	1097827	25	17867	29	2157
1984/85	3	32806	349	142	3723	7		7437497	1325607	864	711	75	1601
1985/86		13605	438	3	3268	48		7844566	1667811	108	807		143
1986/87		39786	356	23	1878	25	4	7330988	1636127	346	1709	11	45128
1987/88	1	43814	974	304	3560	411		7554054	1966993		4612	55	18507
1988/89	46	4008		3	316	429	3	7849252	2363868		11475		14348
1989/90	58	2685		80	7			7066687	3123425	27	54773		30603
1990/91		3218	74		461	52		7113110	2932018		8	4	646
1991/92		1601	97		1440			6461645	3243868		12123		931
1992/93		1515	432		6658			6993222	3808854		9541		12763
1993/94		2968	586		7191			7021688	4139944		1664		5943
1994/95		1532		23	2368			7162063	4891380	255	54		1253
1995/96		2513	5	215	904	0		7024234	5075620		113	0	98418
1996/97		459	0		90	0	26	7031717	5188046		0	0	28560
1997/98		268	1	3	13704	20	141	7155970	5986736	4			5670

CLEARANCES OF SPIRITS IN LITRES OF ALCOHOL (LALS) BY COUNTRY OF ORIGIN

GIN	GRAND TOTAL	AUSTRALIA	TOTAL IMP	AUSTRIA	BRAZIL	CANADA	DENMARK	FRANCE	GERMANY	GREECE	HONG KONG	IRELAND	ITALY
1976/77	1236494	730984	505510	26	3		9		1593			B	
1977/78	1222067	694913	527154	4				25	1409				70
1978/79	981969	558074	423895	11			3	6	1147		347		3
1979/80	840767	470414	370353	21	212			78	758			4	13
1980/81	957203	519489	437714						781			7	
1981/82	929948	481763	448185				24	465	870				
1982/83	926308	455972	470336	35					548				
1983/84	890779	432139	458640				148	74	895				109
1984/85	881396	384985	496411					49	184				72
1985/86	957596	366127	591469			51		478	219				
1986/87	898424	233029	665395				3049	1400	93				347
1987/88	918419	269038	649381				689	519	81				
1988/89	943373	269035	674338					279	84				108
1989/90	900655	244621	656034			11		393	35				9
1990/91	854134	226534	627600				12	4	16				
1991/92	798199	216931	581268				220	25	103				
1992/93	802957	203247	599710				0	1	0				
1993/94	739663	194837	544826				0	13	0				
1994/95	754752	221614	533138		23			122	3				21
1995/96	748242	229640	518602				68	958	0				
1996/97	658672	124191	534481				175	971	134				
1997/98	622003	40949	581054				0	2474	0				37
	JAMAICA	JAPAN	MEXICO	NETHERLANDS	NEW ZEALAND	POLAND	SPAIN	U.K.	U.S.A.	U.S.S.R.	VIRGIN IS.	YUGOSLAVIA	ALL OTHER
1976/77				6786	31565	59	12	456779	8574				104
1977/78		12		6066	37668	22	2	470079	10826				928
1978/79				5560	34029		15	373461	9235				11
1979/80				3552	32151		47	322775	10752				4
1980/81				3717	35029		36	392801	5298				35
1981/82				4186	51699		18	389418	1402				96
1982/83	4			5232	30636	187		431971	1279				444
1983/84	23		32	5413	36258		37	414882	739			17	13
1984/85			64	4605	37539		4	452765	857			22	250
1985/86	2		179	3437	98640		53	487761	586				63
1986/87			9	2961	215222		67	441496	603				148
1987/88		64	17	2958	237042		105	406316	1439			65	86
1988/89			111	3429	257731		91	412397	22			18	68
1989/90		46		4015	315364		124	335670	302			25	40
1990/91			18	3243	277918			344830	1106				453
1991/92				102243	176915			299543	1807			48	364
1992/93			0	1808	333319			262915	1134			0	533
1993/94			0	1871	283542			255297	2418				1927
1994/95				1957	254006		187	282560	346				351
1995/96			0	1950	249355			266091	13			0	166
1996/97			0	1593	259028			268055	863			0	3661
1997/98			0	1358	304651		184	272009	33			0	308

CLEARANCES OF SPIRITS IN LITRES OF ALCOHOL (LALS) BY COUNTRY OF ORIGIN

BRANDY	GRAND TOTAL	AUSTRALIA	TOTAL IMP	AUSTRIA	BULGARIA	CYPRUS	DENMARK	FRANCE	GERMANY	GREECE	HONG KONG	ISRAEL	ITALY
1976/77	3447737	2754514	693223	23	72	9543		577648	3137	10309			75442
1977/78	3335183	2845485	489698	3		7862		418739	2275	7102			43559
1978/79	2629104	2383991	245113	3		6506		216400	1692	4028			7852
1979/80	2495401	2194443	300958	19	182	5574	3	263472	1597	5305			16131
1980/81	2893756	2449322	444434	10		9654		387870	1900	7403			26971
1981/82	2918253	2343749	574504			8388		521304	3616	8944			23072
1982/83	2986340	2222591	763749			8825	45	725482	3872	8703	2		9366
1983/84	2826844	2071005	755839	57	73	6328		719778	2286	1138	1		6453
1984/85	2800489	2032745	767744	40		8351		724832	2800	11005			6176
1985/86	2775482	1996626	778856		159	7461		719278	2398	16529			6663
1986/87	2432490	1783412	649078	4	254	7388	26	603049	1726	14609			5652
1987/88	2420103	1778804	641299		60	4940	94	602421	2103	14791	5		4557
1988/89	2303435	1668748	634687			5830		594041	1604	8229			5534
1989/90	2406373	1613231	793142	176		6553	14	749686	1052	11986	1		5223
1990/91	2079171	1442891	636280			5889		599190	869	7911			5853
1991/92	2042267	1380160	662107			6158		619803	2442	7857			5475
1992/93	1940805	1311668	629137			3690		594973	1644	5519			7071
1993/94	1897696	1300846	596850			3968		569978	529	4316			
1994/95	1776233	1185846	590387		307	2842		564959	661	5187		236	4483
1995/96	1698467	113121	585346			2944		554325	604	5728		623	4276
1996/97	1614938	986947	627991		150	2023		591834	679	4413		587	4310
1997/98	1635084	973818	661266			2252		623266	415	5820		274	5752
	JAMAICA	JAPAN	NEW ZEALAND	NETHERLANDS	POLAND	PORTUGAL	SPAIN	U.K	U.S.A	U.S.S.R	VIRGIN IS.	YUGOSLAVIA	ALL OTHER
1976/77				415		1740	10635	476		103		2001	1655
1977/78					25	1127	5051	945		162		1672	1169
1978/79				133		714	4728	1334				659	980
1979/80					3	1540	4798	1155	16	91		630	442
1980/81		4		7		755	6739	1463	42	91		733	711
1981/82	7			31	7	987	5881	225	11	233		1042	755
1982/83				28		145	3580	891	81	582	5	1580	490
1983/84	26	16		29	57	702	5307	881	10	323		1808	566
1984/85	89			10		427	5818	2516	7	595		1158	3920
1985/86						1105	12815	3999	27	525		1454	6443
1986/87		28		45		582	5874	3300	98	355		1557	4531
1987/88		80		118		489	4915	2087	1164	210		2069	1086
1988/89	19	13		5		1175	5366	3450	908	539		5933	2041
1989/90	17	76		15		1442	5977	5505	1132	252		3008	1027
1990/91				18		816	4580	4472	1367	337		3988	990
1991/92		3		3		1676	4663	3465	4646	229		2561	2631
1992/93				456		1220	4325	1553	1853	186		177	5956
1993/94						1306	3965	781	40	79		37	5442
1994/95					77	682	3302	804	623	1		75	5703
1995/96		379	4595	0		680	3699	397	1258	0		0	5838
1996/97		0	14784	0		245	4217	120	50	0		648	3931
1997/98		1	12122	3		761	4186	2548	118	36		110	3602

CLEARANCES OF SPIRITS IN LITRES OF ALCOHOL (LALS) BY COUNTRY OF ORIGIN

RUM	GRAND TOTAL	AUSTRALIA	TOTAL IMP	BARBADOS	BRAZIL	BARHAMAS	CUBA	FJI	FRANCE	GERMANY	GUYANA	JAMAICA
1976/77	2640678	1529493	11185	68334	957898		18		71	23	15638	48056
1977/78	2751290	1750012	100278	52134	863271		710		40	58	13411	57316
1978/79	2460118	1634748	825370	40035	707596		1590		139	18	12621	45355
1979/80	2292535	1540899	751636	39683	273359		2500		44	74	5628	30656
1980/81	2577748	1899550	678198	42108	23813		112		33	87	2810	21692
1981/82	3136369	2381257	755112	44318	17278		6		19	68	408	29336
1982/83	2929344	2222183	707161	45968	17570				150	138	394	4150
1983/84	2784018	2158612	625406	35619	12483				158	139	277	40915
1984/85	3017995	2286469	731526	37972	1138				102	259	25	62249
1985/86	3222711	2515105	707606	33522	10499				21	123	56	49794
1986/87	2938642	2304611	634031	30915	6225				2784	144	7	51221
1987/88	2899491	2275984	623507	26805	7100				2940	73	67	5166
1988/89	2970376	2302744	667632	25251	5671				1720	180	35	53939
1989/90	2862533	2285158	577375	24969	1738			157	4883	148	124	53175
1990/91	2655628	2077319	578309	23782	12067			1072	2944			44471
1991/92	2448264	1963643	484621	23143	9397			8733	3929			41285
1992/93	2484126	1930887	553239	11419	261755			50388	1511			38377
1993/94	2488252	1957628	530624	17006	403217			44271	211			31479
1994/95	2568689	2036241	532448	21413	426794		1541	37224	1266	54	90	29692
1995/96	2538916	2009964	528952	18548	417741		854	14346	1477			55239
1996/97	2559164	2015771	543393	20775	68178			4135	460			82506
1997/98	594984	N/A	594984	19893	577	145047		2570	420			9918
MAURITIUS	MEXICO	NETHERLANDS	NEW ZEALAND	PHILIPPINES	PUERTO RICO	TRINIDAD	U.K	U.S.A	VENEZUELA	YUGOSLAVIA	ALL OTHER	
1976/77	224	1956		710	4565	11701	201	395		53	1302	
1977/78	75	3161	5	201	3444	5980	573	149		160	563	
1978/79	35	4699	20	91	5785	4241	377	2290		68	216	
1979/80		395407			1654	1605	843	58		35	90	
1980/81		585537	62	96	832	260	448	5		122	59	
1981/82		660446		34	2441	103	270			9	376	
1982/83		594026	20	23	3769	1018	1960	617	56	37	265	
1983/84		528441	198	214	1229	1625	2078	922	53	471	461	
1984/85		613018	216	1065	1328	412	2761	483		433	60	
1985/86		607306			1824	16	2132	56	775	624	662	
1986/87		533972		205	2185	3	2066	1563	54	730	1861	
1987/88		528719	11		102	45	549	2589	40	1291	1987	
1988/89		571625			2	19	1510	3994	18	1124	2544	
1989/90		485539	3		24	1	1774	3033	2	855	1107	
1990/91		488874					1045	1420	30	872	2804	
1991/92		393335					1157	475	517	409	1853	
1992/93		164557					820	330	698		23384	
1993/94		93					3707	99	928		30034	
1994/95	48	17		1	159	2	3810	176	1180		10875	
1995/96	260	12		1940	420	1150	2900	135	3479	0	10451	
1996/97		2				328488	2913	685	1013	25239	0	8999
1997/98		30				263147	2474	698	3095	53341	0	4574

CLEARANCES OF SPIRITS IN LITRES OF ALCOHOL (LAL'S) BY COUNTRY OF ORIGIN

VODKA												
	GRAND TOTAL	AUSTRALIA	TOTAL IMP	AUSTRIA	BELGIUM	CHINA	CZECH	DENMARK	FINLAND	FRANCE	GERMANY	GREECE
1976/77	864730	760373	104357	167		7	75	310	1022	34	2	
1977/78	941414	826872	114542	91		28		204	843	8	37	
1978/79	727464	656368	71096	90		14		107	615	6	28	
1979/80	657070	594127	62943	126		6	19	148	1172	20	50	33
1980/81	730227	655621	74606	84		6	36	69	1634		37	8
1981/82	807312	716096	91216	167		1	36	54	2154		103	
1982/83	777530	689681	87849	117		61	73	54	1745		259	
1983/84	794500	692190	102310	79				230	1666		91	
1984/85	830926	757231	73695	170	3		379	276	1464	179	175	97
1985/86	950621	650084	300537	120				198	1956	34	677	71
1986/87	862913	480012	382901	82		7	660	3153	793	212	273	
1987/88	944240	517649	426591			3	11	1785	2486	164	77	
1988/89	1004315	507574	496741					1269	2914	17	14	
1989/90	1184646	403444	781202					1414	3436	284	454	18
1990/91	1000298	326986	673312					901	3106	750	1015	
1991/92	903032	341254	561778					135	2804	644	0	
1992/93	956049	372249	583800					26	2137	484	0	
1993/94	1008670	390046	618624					52	1704	435	1322	
1994/95	1108478	412233	696245	110	39		113		8127	713	1060	71
1995/96	1253081	444063	809018				22	0	16010	904	6351	
1996/97	1203041	358061	844980					4357	33250	1176	8489	
1997/98	1590604	357456	1233148					5808	92359	4698	17564	
	HUNGARY	ISRAEL	ITALY	JAMAICA	JAPAN	MEXICO	NETHERLANDS	NEW ZEALAND	POLAND	S.AFRICA	SPAIN	SWEDEN
1976/77		1363	345			5	24		29838		32	10
1977/78		1367	228				250		37160	39		
1978/79		422	181			885	36		24341		72	
1979/80		1513	274			243			21087			
1980/81		195	444		22472	746		2207	21253	4		
1981/82		444	56		28597	1491		8086	27382			4
1982/83		511	54	1	24131	636	3	190	24344		17	36
1983/84		105	30		21705		1109	836	21894			809
1984/85		64	9	264	7960	1018	5161	7870	15277		4	535
1985/86		147			4903		36	211750	15370			22841
1986/87		179			1871	74		305212	13847		96	11235
1987/88		45	110		1247			349734	19788		1	7529
1988/89	5	126	505		1276	54	360	399915	9813			7322
1989/90	24	44	311		993	28	425	606676	10919		120	16254
1990/91		87	88		1159			51115	7858			11517
1991/92		82	220		815			408623	12299			10052
1992/93		77	913		550			418809	11557			11380
1993/94		194	845		1421			445330	16441			20440
1994/95		221	2474		2028	254	38	491797	20154		71	29840
1995/96		189	1200		402	20	1078	559351	21825	334	209	31696
1996/97		280	3386		2206			526158	19019			43074
1997/98		473	12313		2316			616311	28763			54216

CLEARANCES OF SPIRITS IN LITRES OF ALCOHOL (LAL'S) BY COUNTRY OF ORIGIN

VODKA					
	U.K.	U.S.A.	USSR	YUGOSLAVIA	ALL OTHER
1976/77	48056	18310	4112		145
1977/78	45383	20014	8697	24	169
1978/79	29014	11594	3376	119	196
1979/80	18973	6859	12413	7	
1980/81	12557	2399	10052	78	325
1981/82	11550	591	10472	21	7
1982/83	23140	503	11344	396	234
1983/84	41906	629	10782	439	
1984/85	13607	670	11503	10	
1985/86	11064	199	23603	164	404
1986/87	11886		25771	22	528
1987/88	15334	255	27700	41	281
1988/89	12111	10956	47460	54	2570
1989/90	22175	52467	63786	36	1338
1990/91	27347	40417	66392		1640
1991/92	14974	35202	74571		1267
1992/93	11093	35733	87229		3812
1993/94	10044	25995	92961		1437
1994/95	12149	13757	111938		1930
1995/96	8032	12085	145749		3561
1996/97	8483	9915	112080		3107
1997/98	11235	26147	356592		2353

CLEARANCES OF SPIRITS IN LITRES OF ALCOHOL (LAL'S) BY COUNTRY OF ORIGIN

LIQUEURS		GRAND TOTAL	AUSTRALIA	TOTAL IMP	AUSTRIA	BELGIUM	BRAZIL	CANADA	CHINA	CYPRUS	CZECH	DENMARK	FINLAND
1976/77	1489666	298240	1191426	941	178				4858	930	1293	30303	58
1977/78	1700459	296196	1404263	916	3048			4	3996	121	855	51905	63
1978/79	1393299	268461	1124838	414	1766				2151	69	331	48707	23
1979/80	1429201	199845	1229356	624	2014	72			2242	965	289	62005	31
1980/81	1674235	189636	1484599	543	1339	82			358	669	269	92229	3
1981/82	1947283	196773	1750510	216	1685	7			2	754	227	137279	90
1982/83	1724253	178786	1545467	613	1245				48	1031	211	145457	110
1983/84	1635182	173064	1462118	683	1058	41	14747		72	759	698	169199	160
1984/85	1845357	157660	1687697	2480	1719	9	9809		544	1128	593	195687	196
1985/86	1967250	150255	1816995	2772	1519	1	44		142	94	600	206798	56
1986/87	1877084	134888	1742196	2284	1649	1	7		66	301	314	41606	7
1987/88	2042067	138134	1903933	1751	1236				485	232	258	2530	133
1988/89	2206769	137857	2068912	1299	1304	16	240		234	403	236	1307	
1989/90	2235153	139893	2095260	1374	1569		2			251	311	2834	
1990/91	1878248	113096	1765152	1916	833					145	159	1523	
1991/92	1826183	98905	1727278	1249	966					150	182	1056	
1992/93	1761721	83051	1678670	1594	979					162	424	1774	
1993/94	1837038	78456	1758582	537	881					78	334	1044	
1994/95	1877869	73536	1804333	1238	971					85	216	698	286
1995/96	1867091	68200	1798891	1175	825		5	24		133	455	1183	155
1996/97	1812630	63591	1749039	340	6509					0	100	454	
1997/98	1772229	54695	1722534	506	5444		1	7		0	258	408	24
FRANCE	GERMANY	GREECE	GUYANA	HONG KONG	HUNGARY	IRELAND	ISRAEL	ITALY	JAMAICA	JAPAN	LEBANON		
1976/77	145777	14521	12962		150	5487	15547	5025	116857	192659	90	1705	
1977/78	151156	13959	11331		305	5128	72873	4082	120362	209483	178	1657	
1978/79	113289	9067	505		287	850	149561	2610	85941	189381	19		
1979/80	118861	8672	7507	4504	125	851	149782	2498	80655	198217	24	1014	
1980/81	141921	12057	11514	1634	286	837	131306	2353	88018	195779	1259		
1981/82	181926	15683	13911	701	207	1374	155651	2835	114452	254327	1661	2186	
1982/83	166210	14393	16427	200	207	1354	131610	2594	110338	243981	1654	1103	
1983/84	177700	15664	16718	577	156	1245	114858	3144	97505	235988	2577	1067	
1984/85	206748	17881	14398		754	1535	173647	2455	129093	189792	5501	887	
1985/86	254780	19081	11153		795	199523	1996	124263	32944	13063	2572		
1986/87	221775	15068	11020		1787	168408	1577	116749	1299	32744	1219		
1987/88	241707	15399	6666		964	164589	1214	122746	316	40992	697		
1988/89	265328	11348	715		1036	187314	1310	156799	605	44185	9		
1989/90	281470	14117	1298		1166	194171	1202	194662	293	35634			
1990/91	183864	14688	705		474	184210	980	177188	65	28886			
1991/92	203455	14635	559		873	163268	2233	236521	39	9106			
1992/93	180085	12634	2057		876	162706	968	240367	164	8482			
1993/94	189774	10666	3678		624	107464	734	286422		13996			
1994/95	176655	12224	2901		313	118600	911	292672	87	11663			
1995/96	164801	14031	3312		546	156184	577	317173	324	12674			
1996/97	154445	13253	316		449	177479	503	264137	363	14254			
1997/98	210953	13347	114		236	186205	591	185387	668	13242			

CLEARANCES OF SPIRITS IN LITRES OF ALCOHOL (LALS) BY COUNTRY OF ORIGIN

LIQUEURS		MEXICO	NETHERLANDS	NEW ZEALAND	NORWAY	POLAND	PORTUGAL	PUERTO RICO	SIERRA LEONE	S.AFRICA	SPAIN	SRI LANKA
1976/77		23558	15011	36	142	1933	68	474	2155	1018	2687	212
1977/78		71941	17972	116	44	2785	62	706	1706	1203	3619	75
1978/79		3861	12042	1343		502	128	336	1251	908	1485	12
1979/80		145840	6236	491	57	2220	40	98	196	575	481	28
1980/81		169940	6639	70110	21	1490	64		18	737	1054	61
1981/82		172117	8193	61665	35	1693	231	10	20	1416	1410	10
1982/83		18185	11497	5803		3185	48	131	9	538	2468	15
1983/84		178915	15093	5365	143	4004		415	7	288	3499	11
1984/85	9988	215223	15985	33507	160	1913	1321	5208		297	3435	91
1985/86	1391	122484	15816	190146	217	735	521	138		25	2363	
1986/87	5130	86135	17771	262274	193	709	43			28	3428	
1987/88	858	45018	18332	478607		830	473				1956	6
1988/89		21822	10549	489093		1710	199				2844	
1989/90	53	40106	13500	246531	16	2047	144		3		3309	27
1990/91		61231	7697	180477		1163	194				3448	
1991/92		66341	5931	148607		1825	115				1823	
1992/93		132112	3893	118831		1512	87				1340	
1993/94		149345	12584	143589		89	413				867	
1994/95		158624	29513	141667		215	178		198		1519	
1995/96		181110	24823	135435	5	1131	262		1945		4927	
1996/97		189429	33482	137028		158	158				2905	
1997/98		171943	46694	142117		277	110		6776		1327	2
LIQUEURS		MEXICO	NETHERLANDS	NEW ZEALAND	NORWAY	POLAND	PORTUGAL	PUERTO RICO	SIERRA LEONE	S.AFRICA	SPAIN	SRI LANKA
LIQUEURS		SWEDEN	SWITZERLAND	TAIWAN	TRINIDAD	TURKEY	U.K.	U.S.A.	USSR	VIRGIN IS.	YUGOSLAVIA	ALL OTHER
1976/77	287	2714		329	6234	91124	446604	125	369	45052	418	
1977/78	77	2722	95		5161	114529	487283	82	357	39847	1369	
1978/79	18	1348	55	3	3408	84308	396137	36		12180	506	
1979/80	180	1369		547	2459	97999	306777	1402	3	21205	201	
1980/81	105	1543			2938	127704	390389	4799	3	24447	81	
1981/82	232	1612		12874	3910	113143	434234	8918	14769	27179	1665	
1982/83	117	1317		4291	5584	88757	308670	9762	57897	25285	122	
1983/84	179	1129		11386	4554	84597	223370	6835	39551	26556	1605	
1984/85	76	723	2176	15527	5742	155577	57043	3411	180583	24344	511	
1985/86		1000	16		6469	259020	102849	1167	223885	16040	517	
1986/87		637	253		4550	378314	29186	1931	319589	11353	2791	
1987/88		430			5895	470978	11866	2953	248432	13811	1573	
1988/89		274	557		737	524448	3720	863	325335	12739	334	
1989/90	114	151	70			489547	1934	315	556442	10055	542	
1990/91		83			23	413641	3293	2258	480980	13557	1471	
1991/92		353			0	360333	13346	311	482388	4303	7310	
1992/93		188			0	333853	6303	766	455649	166	10698	
1993/94		45			0	388497	2398	423	437327	108	6994	
1994/95	153	46			1236	411311	4421	110	429050	85	10318	
1995/96	108	2962	329	11	5020	332384	8455	141	414650	0	11616	
1996/97		2708			261	331402	19630	0	388445	519	10312	
1997/98	13	2722			0	326431	25398	18	373937	1857	5521	

CLEARANCES OF SPIRITS IN LITRES OF ALCOHOL (LAL'S) BY COUNTRY OF ORIGIN

ALL OTHER SPIRITS INCLUDING TEQUILA, OZUO												
	GRAND TOTAL	AUSTRALIA	TOTAL IMP	AUSTRIA	BRAZIL	CANADA	CHINA	CZECH	DENMARK	FINLAND	FRANCE	GERMANY
1976/77	352956	242702	110254	91				150	80	119	1389	1014
1977/78	422784	263157	159627	139			65	36	32		2966	1321
1978/79	433256	211241	222015	187			81	188	2877	3	20516	1114
1979/80	216945	216945										
1980/81	258242	258242										
1981/82	287798	287798										
1982/83	271084	271084										
1983/84	279211	279211										
1984/85	343076	343076										
1985/86	379993	98050	281943	977	27		514	6	5423		2357	1888
1986/87	971835	725375	246460	522		4	575	177	3270		1269	2082
1987/88	1217421	888586	328835	237	60		465	54	3330		1980	2837
1988/89	1482687	111026	371661	579	77		65	30	2660		13454	2035
1989/90	1573344	1194518	378826	857			1065	26	2976	159	7764	1876
1990/91	1518696	1174341	344355						1912		20765	972
1991/92	1544679	1260580	284099						3403		15428	918
1992/93	1357465	1128450	229015						501		19224	489
1993/94	1324137	1151780	308357						3		15695	47
1994/95	2087247	1788191	299056	9	2				0		15105	223
1995/96	2217837	1897406	320431						0		13258	232
1996/97	1977355	1019527	957828				7	25	1882	400	27543	7907
1997/98	6688397	5501581	1186816				0		0	3	34162	516
	GUYANA	GREECE	HONG KONG	ISRAEL	ITALY	JAMAICA	JAPAN	LEBANON	MEXICO	NETHERLAND	NEW ZEALAND	POLAND
1976/77	3459	493	200	25	6455	15			59762	241		9368
1977/78	2444	4027	86	422	16119	34		171	73136	765		3726
1978/79	1535	8401	118	910	8859	280		1745	137276	1237		3528
1979/80												
1980/81												
1981/82												
1982/83												
1983/84												
1984/85												
1985/86		9345	626	348	35517	6707	51	864	111567	973		1588
1986/87		7568	140	243	27119	348	10	86	130617	207		118
1987/88		9969		244	24036	131	21	2673	183163	299		393
1988/89		13608		77	19363		9	2900	225810	1959		2683
1989/90		15221	6	93	23881		62	634	236050	4080	25070	4103
1990/91		15583			13986			539	199314	2390	12562	
1991/92		18781			16879			2270	143158	1919	30887	
1992/93		16492			17195			1616	97476	1897	27942	
1993/94		16785			3277			1481	90324	2554	1380	
1994/95		16978			474		11724	1140	81883	1809	13455	22
1995/96		13443			2246			778	89439	1189	54255	
1996/97		17965			35780		397	742	11197	2525	425753	22
1997/98		19515			8888		59	997	144014	1523	569589	95

IMPORTED ALL OTHER INCLUDED IN LIQUEURS
FROM 1/7/79 TO 30/6/85

AUSTRALIAN TOTAL INCLUDES SPIRIT USED IN
MIXER DRINKS REGARDLESS OF COUNTRY OF ORIGIN

AUSTRALIAN TOTAL INCLUDES SPIRIT USED IN
MIXER DRINKS REGARDLESS OF COUNTRY OF ORIGIN

CLEARANCES OF SPIRITS IN LITRES OF ALCOHOL (LAL'S) BY COUNTRY OF ORIGIN

ALL OTHER SPIRITS INCLUDING TEQUILA,OUZO

	PORTUGAL	PUERTO RICO	SPAIN	SWEDEN	SWITZERLAND	TRINIDAD	U.K	U.S.A	USSR	YUGOSLAVIA	VIRGIN IS.	ALL OTHER
1976/77	221			42	38	5184	2330	14824	3027	991		736
1977/78	102		218	18	67	12495	2197	28376	7946	723		1996
1978/79	73			66	100		1325	6673	7121	1578		2624
1979/80												
1980/81												
1981/82												
1982/83												
1983/84												
1984/85												
1985/86			4897	22	126	4291	2179	17711	86	15414	37089	21350
1986/87	213		6	53	540	17775	8563	20585		13330	1	10039
1987/88	106		162	3	1518	42235	15752	4287	208	9699		24973
1988/89	149		284		209		15051	4610	311	12292		53446
1989/90	61		24	255	183		16911	7515	29	10148	1	19776
1990/91							34633	4734		8837	4880	23248
1991/92							13374	6449		4603	20	26010
1992/93							11097	6766		572	0	27748
1993/94								8210			1346	167255
1994/95			42	81		27034	1014	8914				119147
1995/96			254			3024	75	5877			64	109197
1996/97		22893	6147	40	60	21027	141654	40822		3964	167	88909
1997/98		25572	8858	0	0	33590	173705	55627		1692	1261	107150


IMPORTED ALL OTHER INCLUDED IN LIQUEURS
FROM 1/7/79 TO 30/6/85

AUSTRALIAN TOTAL INCLUDES SPIRIT USED IN
MIXER DRINKS REGARDLESS OF COUNTRY OF ORIGIN

CLEARANCES OF LIQUEURS BY COUNTRY OF ORIGIN FOR THE LAST 6 YEARS

COUNTRY	1992/93	1993/94	1994/95	1995/96	1996/97	1997/98
FRANCE	180085	189774	176655	164801	154445	210953
GERMANY	12634	10666	12224	14031	13253	13347
IRELAND	162706	107464	118600	156184	177479	186205
ITALY	240367	286422	292672	317173	264187	185387
JAPAN	8482	13996	11663	12674	14254	13242
MEXICO	132112	149345	158624	18110	189429	171943
NETHERLANDS	3893	12584	29513	24823	33482	46694
NEW ZEALAND	118831	143589	141667	135435	137028	142117
U.K.	333853	388497	411311	332384	331402	326431
US VIRGIN ISLANDS	455649	437327	429050	414650	388445	373937
OTHER	30058	19247	25548	43679	45647	52278
TOTAL	1678670	1758911	1807527	1796944	1749001	1722534

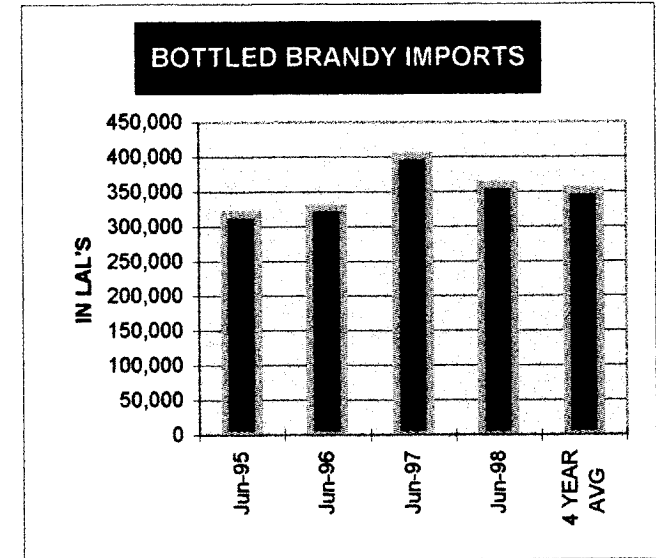
CLEARANCES OF LIQUEURS



IMPORTS OF SPIRITS AND LIQUEURS FROM 1994/95 TO 1997/98

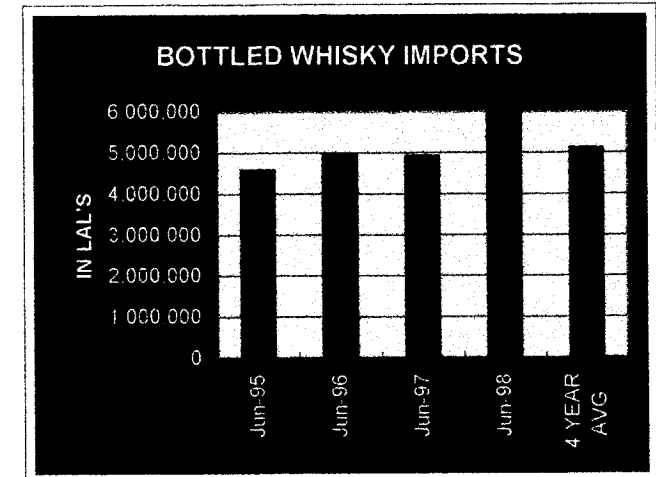
IN LAL'S

COUNTRY OF ORIGIN	Jun-95	Jun-96	Jun-97	Jun-98	97/8 Vs. 96/7 %	4 YEAR AVG
BRANDY--BOTTLED						
CYPRUS	3,528	1,979	1,172	286	-75.60	1,741
FRANCE	285,020	291,852	360,170	315,883	-12.30	312,311
GERMANY	698	635	1,155	460	-60.17	737
GREECE	4,727	6,090	6,758	6,570	-2.78	6,036
ITALY	5,597	4,482	5,460	6,070	11.17	5,402
SPAIN	2,694	2,137	6,302	6,781	7.60	4,479
YUGOSLAVIA	0	0	816	82	-89.95	225
ALL OTHER	15,195	20,082	19,718	22,668	14.96	19,416
TOTAL	317,459	327,257	401,551	358,800	-10.65	352,677



BRANDY--BULK						
FRANCE	380,702	365,587	389,520	392,556	0.78	382,091
ALL OTHER	1,927	3,199	3,641	75	-97.94	221
TOTAL	382,629	368,786	393,161	392,631	-0.13	384,302

WHISKY--BOTTLED						
CANADA	22,706	35,639	44,635	41,192	-7.71	36,043
IRELAND	99,838	124,201	136,118	164,713	21.01	132,118
JAPAN	3,906	50	294	517	75.85	1192
UNITED KINGDOM	2,910,094	3,266,288	2,873,084	3,510,781	22.20	3,140,062
U.S.A.	1,437,347	1,410,569	1,787,246	2,201,425	23.17	1,709,147
ALL OTHER	88,168	125,331	66,127	39,086	-40.89	79,678
TOTAL	4,562,059	4,962,078	4,907,504	5,957,714	21.40	5,097,339



WHISKY--BULK						
UNITED KINGDOM	4,435,364	5,292,792	4,498,610	4,604,516	2.35	4,707,821
U.S.A.	3,890,591	3,950,062	4,305,017	4,706,784	9.33	4,211,114
ALL OTHER	21,923	26,299	162	49,063	30185.80	24,362
TOTAL	8,347,878	9,269,153	8,803,789	9,360,363	6.32	8,945,296

IMPORTS OF SPIRITS AND LIQUEURS FROM 1994/95 TO 1997/98

IN LAL'S

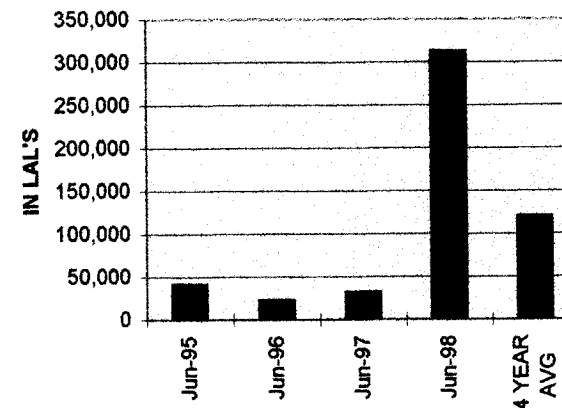
COUNTRY OF ORIGIN	Jun-95	Jun-96	Jun-97	Jun-98	97/8 Vs. 96/7 %	4 YEAR AVG
RUM--BOTTLED						
BRAZIL	248	294	212	67	-68.40	205
BERMUDA	0	0	0	0	#DIV/OI	0
JAMAICA	229	1,464	26,927	32,432	20.44	15263
PUERTO RICO	0	0	0	0	#DIV/OI	0
TRINIDAD	2,160	3,490	1,844	3,360	82.21	2711
ALL OTHER	41,274	22,775	32,164	312,405	871.29	102155
TOTAL	43,911	28,013	61,147	348,264	469.55	120334

RUM--BULK						
BRAZIL	435,127	390,802	0	0	#DIV/OI	206482
FIJI	36,889	0	8,962	0	-100.00	11463
JAMAICA	54,717	97,860	93,213	109,337	17.30	88782
MEXICO	0	0	0	0	#DIV/OI	0
ALL OTHER	15,375	114,755	510,908	269,045	-47.34	227521
TOTAL	542,108	603,417	613,083	378,382	-38.28	534248

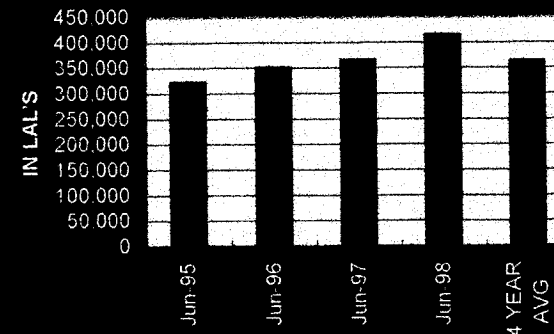
GIN--BOTTLED						
NETHERLANDS	1,355	1,682	3,178	637	-79.96	1713
NEW ZEALAND	194,162	192,097	182,154	171,584	-5.80	184999
UNITED KINGDOM	125,844	155,509	178,612	235,041	31.59	173752
ALL OTHER	351	1,499	1,480	7,292	392.70	2656
TOTAL	321,712	350,787	365,424	414,554	13.44	363119

GIN--BULK						
NEW ZEALAND	156,031	103,999	88,000	113,174	28.61	115301
UNITED KINGDOM	194,265	215,691	207,205	235,365	13.59	21112
ALL OTHER	391	222	137	941	586.86	423
TOTAL	350,687	319,912	295,342	349,480	18.33	328855

BOTTLED RUM IMPORTS



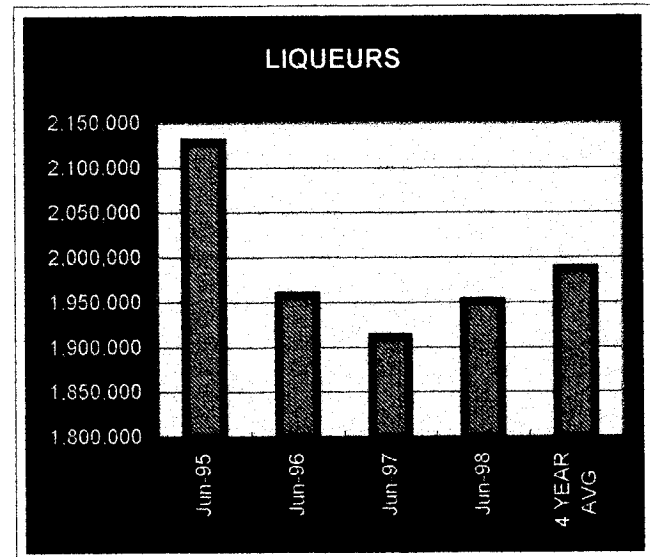
BOTTLED GIN IMPORTS



IMPORTS OF SPIRITS AND LIQUEURS FROM 1994/95 TO 1997/98

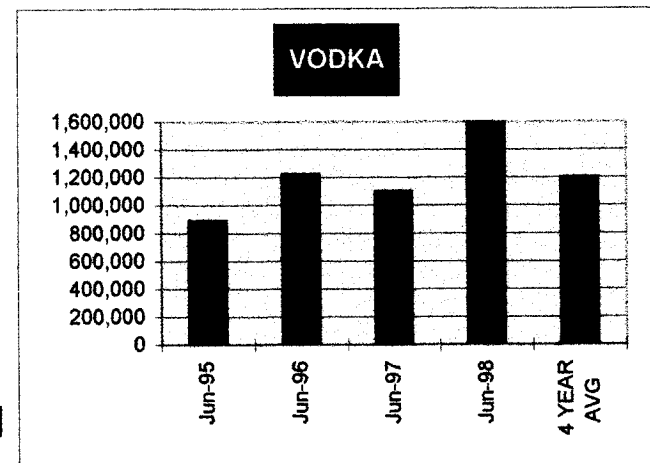
IN LAL'S

COUNTRY OF ORIGIN	Jun-95	Jun-96	Jun-97	Jun-98	97/8 Vs. 96/7 %	4 YEAR AVG
LIQUEURS						
DENMARK	1,064	4,276	401	399	-0.50	1,535
FRANCE	234,087	205,005	175,855	346,022	96.77	240,242
GERMANY	13,442	15,031	13,751	18,549	34.89	15,193
IRELAND	207,265	199,483	227,417	335,807	47.66	242,493
ITALY	370,473	369,949	254,886	116,531	-54.28	277,960
JAMAICA	346	436	663	730	10.11	544
JAPAN	12,560	15,103	27,564	13,160	-52.26	17,097
MAURITIUS	0	0	236	0	-100.00	59
MEXICO	203,685	191,216	186,566	188,009	0.77	192,369
NETHERLANDS	39,602	26,828	40,783	44,854	9.98	38,017
NEW ZEALAND	134,576	95,984	118,680	98,695	-16.84	111,984
UNITED KINGDOM	400,223	345,412	400,725	388,682	-3.01	383,761
U.S.A	6,707	19,991	43,842	111,204	153.65	45,436
U.S VIRGIN ISLANDS	464,492	435,467	388,273	255,245	-34.26	385,869
YUGOSLAVIA	0	0	3,935	4,179	6.20	2,029
ALL OTHER	39,977	33,478	27,388	28,724	4.88	32,392
TOTAL	2,128,499	1,957,659	1,910,965	1,950,790	2.08	1,986,978



VODKA

FINLAND	16,548	23,635	61,061	153,776	151.84	63,755
JAPAN	326	362	557	2,607	368.04	963
NEW ZEALAND	667,171	877,798	645,330	764,863	18.52	738,791
POLAND	22,866	22,259	23,538	29,826	26.71	24,622
RUSSIA	120,083	192,486	198,312	495,663	149.94	251,636
SWEDEN	36,312	41,357	64,794	50,798	-21.60	48,315
UNITED KINGDOM	12,161	8,379	18,535	7,955	-57.08	11,758
U.S.A	6,493	16,009	13,268	15,622	17.74	12,848
ALL OTHER	6,395	42,724	74,181	69,686	-6.06	48,247
TOTAL	888,355	1,225,009	1,099,576	1,590,796	44.67	1,200,934



IMPORTS OF SPIRITS AND LIQUEURS FROM 1994/95 TO 1997/98

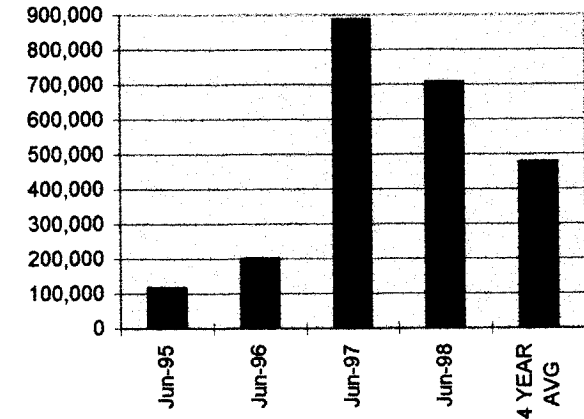
IN LAL'S

COUNTRY OF ORIGIN	Jun-95	Jun-96	Jun-97	Jun-98	97/8 Vs. 96/7 %	4 YEAR AVG
-------------------	--------	--------	--------	--------	-----------------	------------

CORDIALS, SPIRITUOUS BEVERAGES--NES & DISTILLED ALCOHOLIC BEVERAGES

CHINA	80	33	62	0	-100.00	44
CYPRUS	36	249	0	121	#DIV/OI	102
DENMARK	1,590	4,310	2,033	1,483	-27.05	2354
GERMANY	1,057	317	241	6,570	2626.14	2046
GREECE	14,178	8,165	12,194	9,954	-18.37	1123
HUNGARY	680	185	864	605	-29.98	584
ISRAEL	0	0	0	0	#DIV/OI	0
ITALY	12,016	14,790	48,594	3,596	-92.60	19749
MEXICO	51,810	26,604	68,290	43,262	-36.65	47492
NETHERLANDS	155	3,266	8,425	824	-90.22	3168
NEW ZEALAND	3	86,366	534,553	542,778	1.54	290925
SPAIN	10	492	7,202	8,629	19.81	4083
TURKEY	0	0	3,990	0	-100.00	998
UNITED KINGDOM	9,668	9,680	66,089	18,891	-71.42	26082
YUGOSLAVIA	0	0	4,340	2,424	-44.15	1691
ALL OTHER	26,089	44,845	129,339	67,763	-47.61	67009
TOTAL	117,372	199,302	886,216	706,900	-20.23	477448

SPIRITUOUS BEVERAGES NES



EXPORTS OF AUSTRALIAN SPIRITS BY COUNTRY OF DESTINATION 1986/87 TO 1997/98

WHISKY-

	CHRISTMAS IS.	COOK IS.	INDONESIA	JAPAN	NAURU	NEW CALEDONIA	NETHERLANDS	NORFOLK IS.	N.Z	PAPUA N.G	SAMOA
1986/87	432	546	5326	60253	3250	4329	13711	2901	3236	10812	506
1987/88	213	665	7334	77962	2899	5424	11020	3618	39892	11532	1695
1988/89	0	274	216	13384	200	0	0	471	27190	49	904
1989/90	0	0	225	18879	0	97	0	67	56266	54	0
1990/91	0	0	826	783	0	118	0	351	16431	5705	0
1991/92	0	0	0	7537	157	751	17544	555	3336	990	0
1992/93	0	0	50	1445	0	57	28682	736	20734	781	0
1993/94	207	0	413	3935	0	4113	20123	1224	8796	0	40
1994/95	497	5966	0	1331	0	228	18861	935	16082	1050	72
1995/96	298	3928	91	7	0	631	0	764	7864	373	0
1996/97	65	0	0	150	205	316	0	2197	97239	4551	0
1997/98	145	108	0	4940	195	2284	0	1651	119503	8108	0

	SHIPS STORES	SINGAPORE	SOLOMON IS.	TAIWAN	TUVALU	UNITED ARAB	U.K	U.S.A	VANUATU	ALL OTHER	TOTAL
1986/87	47136	25334	1533	0	110	0	0	0	361	29304	209080
1987/88	44647	58774	2818	0	3155	130	18176	84	1659	26768	318465
1988/89	6327	4320	90	0	0	0	0	0	587	1367	55379
1989/90	3501	23067	10	42	0	0	0	47	27	133	102415
1990/91	730	10709	0	223527	135	0	36	0	199	4208	264758
1991/92	707	0	72	0	240	0	498	15	103	744	33249
1992/93	518	4644	129	0	0	0	0	0	264	12318	70358
1993/94	794	0	20	0	0	0	0	0	1081	3151	43897
1994/95	1392	482	0	0	0	0	0	0	2164	4884	53944
1995/96	518	6532	204	0	0	0	0	0	288	21523	43021
1996/97	805	50435	27	12	0	0	0	0	639	6495	163136
1997/98	2572	5282	843	0	0	0	0	23	6203	44972	196829

V-BULK

	JAPAN	N.Z	PAPUA N.G	SHIPS STORES	SINGAPORE	VANUATU	ALL OTHER	TOTAL
1986/87	228	0	0	5566	0	309	9242	15345
1987/88	4057	3852	2980	1811	11349	734	939	25722
1988/89	40	7232	442	1360	8424	0	441	17939
1989/90	4766	53207	0	1295	0	0	2553	61821
1990/91	0	20379	252	444	9840	297	800	32012
1991/92	11432	0	7400	27	0	135	367	19361
1992/93	2076	3111	490	158	0	315	7374	13524
1993/94	0	24696	3328	287	108	680	1356	30455
1994/95	12130	4195	0	389	0	666	3647	21027
1995/96	7254	0	90	2130	0	566	3096	13136
1996/97	941	91	3997	1468	0	172	1949	8618
1997/98	133	1405	7004	1059	90	154	1520	11365

EXPORTS OF AUSTRALIAN SPIRITS BY COUNTRY OF DESTINATION 1986/87 TO 1997/98
BRANDY-

	CANADA	CHRISTMAS IS.	COOK IS.	FRANCE	INDONESIA	JAPAN	NAURU	NORFOLK IS.	N.Z.	PAPUA N.G.	SAMOA
1986/87	15691	385	169	0	551	1708	2861	1770	18862	3464	0
1987/88	22202	53	419	65	706	6514	2654	1544	10006	2902	825
1988/89	23518	0	101	0	68	11262	742	1016	2121	3161	0
1989/90	14759	0	303	0	0	6930	1031	845	1667	883	0
1990/91	13172	20	0	0	36	11596	2309	1188	217	822	0
1991/92	43397	0	67	0	0	15769	1179	1092	0	1866	0
1992/93	45270	0	100	0	0	14369	1004	1781	169	3863	0
1993/94	11681	34	301	0	0	10608	700	1404	0	3112	0
1994/95	6201	0	0	0	19	13832	134	1291	67	550	0
1995/96	1322	45	67	0	29	12252	0	1103	0	1223	0
1996/97	995	0	0	0	0	8192	67	974	437	1748	0
1997/98	6864	14	0	0	0	6375	250	1600	303	3155	0
	SHIPS STORES	SINGAPORE	SOLOMON IS.	U.K.	U.S.A.	VANUATU	ALL OTHER	TOTAL			
1986/87	10039	4253	2367	171	360	414	1994	60059			
1987/88	8983	1830	206	5800	0	30	1522	66261			
1988/89	484	5414	1424	0	3	0	964	50278			
1989/90	2312	2636	1035	67	0	0	1991	34459			
1990/91	590	2375	0	150	0	0	1607	34082			
1991/92	238	3310	0	150	220	0	1027	68315			
1992/93	533	1030	270	0	34	0	3443	71866			
1993/94	4	1726	52	0	0	33	934	30629			
1994/95	158	2871	27	0	0	0	1365	26515			
1995/96	69	1438	294	0	10	0	1744	19596			
1996/97	5	3056	0	31	0	14	1605	17124			
1997/98	13	759	368	31	0	79	928	20739			

Y-BULK

	BANGLADESH	FIJI	N.Z.	SHIPS STORES	ALL OTHER	TOTAL
1986/87	0	0	2650	12	1536	4198
1987/88	36	91	5625	2592	162	8506
1988/89	0	0	1540	22	0	1562
1989/90	0	2400	3879	470	1	6750
1990/91	0	0	2756	4	0	2760
1991/92	0	0	5411	0	0	5411
1992/93	0	0	1484	0	0	1484
1993/94	0	555	4492	0	0	5047
1994/95	0	0	7813	187	0	8000
1995/96	0	0	1765	201	0	1966
1996/97	0	0	139	139	0	278
1997/98	0	335	0	68	5052	5455

EXPORTS OF AUSTRALIAN SPIRITS BY COUNTRY OF DESTINATION 1986/87 TO 1997/98

G

	CHRISTMAS IS.	NAURU	NORFOLK IS.	N.Z.	PAPUA N.G.	SAMOA	SHIPS STORES	SINGAPORE	VANUATU	ALL OTHER	TOTAL
1986/87	46	503	146	1983	1220	0	2323	0	215	24849	32532
1987/88	30	234	222	3451	7956	67	1645	240	713	3436	20080
1988/89	0	0	0	4257	185	75	0	0	100	142	4759
1989/90	0	0	0	0	0	0	343	0	217	48	608
1990/91	0	360	0	894	0	0	31	0	229	2441	3955
1991/92	0	48	50	0	790	0	50	0	326	955	2219
1992/93	0	0	0	0	23	0	130	3354	90	164	3761
1993/94	104	66	0	0	270	0	75	0	31	1588	2134
1994/95	0	67	60	0	3025	0	0	2120	378	2011	7661
1995/96	0	133	60	0	219	0	0	1740	90	33	2275
1996/97	0	2029	0	0	1671	0	0	2436	0	0	6202
1997/98	0	279	0	7836	5942	0	0	0	1368	5059	20484

H

	GUAM	INDONESIA	NAURU	N.Z.	PAPUA N.G.	RUSSIA	SHIPS STORES	SINGAPORE	U.S.A.	ALL OTHER	TOTAL
1986/87	148	834	2091	633	3357	0	4048	0	0	2638	13749
1987/88	1800	598	869	3170	2681	0	2535	1752	0	2472	15952
1988/89	0	99	1878	435	370	0	7	0	0	475	3264
1989/90	0	51	6383	669	250	0	81	0	32732	765	40931
1990/91	0	0	197	13072	108	0	307	0	40042	14424	68150
1991/92	0	0	0	1077	949	0	1062	0	0	5398	8917
1992/93	666	0	1271	3396	295	0	918	283	8448	1921	17198
1993/94	0	80	2533	238	344	0	127	0	4092	2416	9830
1994/95	0	96	1551	2872	202	33186	0	432	360	2026	40725
1995/96	0	228	0	2071	0	0	122	0	0	963	3384
1996/97	0	0	2314	3839	58	0	304	0	0	1409	7943
1997/98	0	0	9975	29702	1290	0	288	760	0	4559	46574

EXPORTS OF AUSTRALIAN SPIRITS BY COUNTRY OF DESTINATION 1986/87 TO 1997/98

RUM-B

	CHRISTMAS IS.	GUAM	INDONESIA	JAPAN	NAURU	NORFOLK IS.	N.Z.	PAPUA N.G.	SAMOA	SHIPS STORES	SINGAPORE
1986/87	27	84	142	5600	218	570	4075	16308	65	2248	169
1987/88	27	117	1336	1320	454	2023	4557	10989	416	3490	782
1988/89	0	0	356	0	0	820	1189	5014	0	955	0
1989/90	0	474	267	6903	0	455	3634	7616	67	1779	0
1990/91	0	474	91	0	0	652	6438	1271	0	627	0
1991/92	0	0	205	5851	129	1242	8876	1318	194	627	0
1992/93	0	0	176	2772	287	1050	8975	1735	72	1375	0
1993/94	178	0	143	9320	746	1206	10047	15867	0	1854	1002
1994/95	207	0	100	6202	333	1283	13090	13351	0	1229	540
1995/96	40	0	53	5539	287	1241	18117	21975	0	1086	224
1996/97	0	0	0	81	249	574	19710	39772	0	1060	373
1997/98	30	0	0	4760	525	2369	27128	14481	0	1139	0

	SOLOMON IS.	U.K.	U.S.A.	VANUATU	ALL OTHER	TOTAL
1986/87	342	162	0	153	1753	35081
1987/88	38	53568	0	762	1153	81032
1988/89	1462	13986	110	565	2272	36729
1989/90	334	1364	23425	1456	5913	63687
1990/91	646	12230	13448	1850	1042	48769
1991/92	993	0	5189	1049	1406	85079
1992/93	673	0	35618	112	1686	70931
1993/94	352	104	19108	1726	5134	66787
1994/95	643	2684	4336	1528	4747	50273
1995/96	564	907	278	1396	4586	56293
1996/97	227	796	13128	1876	5321	83167
1997/98	396	1622	10891	5032	10312	78685

BULK

	JAPAN	N.Z.	PAPUA N.G.	PORTUGAL	TAIWAN	ALL OTHER	TOTAL
1986/87	14091	44756	9400	0	0	33048	10295
1987/88	27079	10037	2705	18717	33120	890	92548
1988/89	58476	11490	17953	0	0	872	88791
1989/90	39151	0	8659	0	0	9138	56948
1990/91	15188	9691	4701	0	0	6787	36367
1991/92	0	14380	2496	0	0	300	17176
1992/93	23568	3789	1896	0	0	4512	33765
1993/94	25680	5053	3958	0	0	8001	42692
1994/95	26404	7861	560	0	0	2561	37386
1995/96	2000	4150	395	0	0	1002	7547
1996/97	14280	420	16058	0	0	2413	33171
1997/98	4760	0	20384	0	0	3003	28147

EXPORTS OF AUSTRALIAN SPIRITS BY COUNTRY OF DESTINATION 1986/87 TO 1997/98

LIQU

	CHRISTMAS IS.	GERMANY	INDONESIA	JAPAN	NAURU	NETHERLANDS	NORFOLK IS.	N.Z.	PAPUA N.G.	SHIPS STORES	SINGAPORE
1986/87	491	0	1609	3182	26	0	1165	11986	2892	8610	2303
1987/88	79	1440	712	1980	57	0	802	15881	3860	5386	705
1988/89	0	0	61	1398	0	0	51	8930	64	301	0
1989/90	0	0	0	0	9225	0	63	9448	0	87	0
1990/91	0	0	1259	532	0	31175	259	18442	550	65	270
1991/92	0	0	65	341	108	0	677	8399	3313	2230	145
1992/93	0	0	128	144	0	0	211	9572	49	74	282
1993/94	392	0	34	0	53	0	127	21226	149	350	58
1994/95	1917	0	0	0	0	0	495	21001	244	220	0
1995/96	408	0	58	4215	37	0	0	8546	45	0	0
1996/97	5	41	0	2793	0	0	152	33793	162	81	0
1997/98	47	0	0	219	0	0	71	4153	25	0	378
	SOLOMON IS.	U.S.A	VANUATU	ALL OTHER	TOTAL						
1986/87	129	12787	222	213	47515						
1987/88	15	1577	1535	1618	35647						
1988/89	0	4744	0	1076	16625						
1989/90	0	0	84	1446	20353						
1990/91	67	0	1161	873	54653						
1991/92	133	2896	238	1141	19686						
1992/93	89	5796	68	1892	18305						
1993/94	0	12296	574	3127	38386						
1994/95	0	0	277	12972	37126						
1995/96	0	6	23	26591	39929						
1996/97	0	9	1281	37504	75821						
1997/98	0	0	385	6243	48881						

IMPORTED WHISKY RE-EXPORTED FROM AUSTRALIA

WHISKIES---IN CONTAINERS NOT EXCEEDING 4.5 LITRES

	UNIT	UNIT VALUE	UNIT QUANTITY	UNIT VALUE	UNIT QUANTITY	UNIT VALUE	UNIT QUANTITY	UNIT VALUE	UNIT QUANTITY
3 MTHS TO SEPT 96	0	429	0	1226	0	0	3092	10587	0
3 MTHS TO SEPT 97	849	440	63	9143	3262	2404	6131	163061	47
6 MTHS TO DEC 97	1262	974	63	11891	3262	2404	26290	205364	156
9 MTHS TO MAR 98	1262	1244	106	17932	4970	3670	26390	214527	223
12 MTHS TO JUNE 98	1262	1469	190	19245	4970	5003	26471	227047	223
3 MTHS TO SEPT 98	0	463	95	2468	0	2055	0	1100	0

	UNIT	UNIT VALUE	UNIT QUANTITY	UNIT VALUE	UNIT QUANTITY	UNIT VALUE	UNIT QUANTITY	UNIT VALUE	UNIT QUANTITY
3 MTHS TO SEPT 96	181	29403	15787	33050	1435	8241	0	4110	0
3 MTHS TO SEPT 97	448	25193	940	45804	584	3911	489	4187	45
6 MTHS TO DEC 97	702	44115	1963	103843	1628	14071	973	9117	1214
9 MTHS TO MAR 98	739	75525	2180	147324	3390	17850	1226	12307	2992
12 MTHS TO JUNE 98	739	87580	2187	169720	5272	18289	1226	15091	3850
3 MTHS TO SEPT 98	0	60567	60	28171	1649	1191	0	2699	0

	UNIT	UNIT VALUE	UNIT QUANTITY	UNIT VALUE	UNIT QUANTITY	UNIT VALUE	UNIT QUANTITY	UNIT VALUE	UNIT QUANTITY
3 MTHS TO SEPT 96	308	0	0	0	0	2413	369	121621	
3 MTHS TO SEPT 97	400	1050	0	3631	634	712	425	273853	
6 MTHS TO DEC 97	820	3533	14	13017	3859	2097	1406	454038	
9 MTHS TO MAR 98	851	6728	96	13017	6252	2607	1547	564955	
12 MTHS TO JUNE 98	851	6728	298	15546	6252	3379	1901	624789	
3 MTHS TO SEPT 98	0	0	0	86	5839	0	977	117420	

WHISKIES---IN CONTAINERS EXCEEDING 4.5 LITRES

	UNIT	UNIT VALUE	UNIT QUANTITY	UNIT VALUE	UNIT QUANTITY	UNIT VALUE	UNIT QUANTITY	UNIT VALUE	UNIT QUANTITY
3 MTHS TO SEPT 96	0	1152	0	3689	113	194	0	0	5148
3 MTHS TO SEPT 97	0	105	146	5917	112	110	0	419	6829
6 MTHS TO DEC 97	172	105	424	28610	222	172	34	1301	31040
9 MTHS TO MAR 98	0	105	474	32443	10037	203	314	2003	45579
12 MTHS TO JUNE 98	172	105	474	41234	10091	203	314	1831	54424
3 MTHS TO SEPT 98	0	0	0	9864	0	31	0	0	9895

SPIRITS EXCISE AND CUSTOMS DUTIES 1950--1998

DATE OF CHANGE	SALES TAX	VODKA			LIQUEURS					
		AUST	AD VALOREM	IMP-BOTTLE	IMP-BULK	AUST	AD VALOREM	IMP-BOTTLE	IMP-BULK	
PER PROOF GALLON 1950--1966										
Sep-51	12.50%	85/6d			95/6d			86/6d		
Sep-53		64/6d			74/6d			65/6d		
Mar-56		80/-			90/-			81/-		
Aug-65		81/-			121/-			112/-		
Aug-68	15.00%		PER LITRE OF ALCOHOL 1966--							
Aug-73		6.8	1.51 LTR + 4.71 LAL		6.88			6.8	LTR + 4.71 LAL	6.88
Jul-74		9.35	1.51 LTR + 7.26 LAL		9.43			9.35	LTR + 7.26 LAL	9.43
Aug-75		10.29	1.51 LTR + 8.12 LAL		10.29			10.29	LTR + 8.12 LAL	10.29
Sep-77										
Aug-78		18.75	1.51 LTR +16.62 LAL		18.9			1.51 LTR +16.62 LAL		18.9
Nov-79										
Aug-81	17.50%									
Aug-82	20.00%									
Aug-83		19.56		21.06	20.06		19.56		21.06	20.06
Feb-84		20.36		21.86	20.86		20.36		21.86	20.86
Feb-85		20.89		22.39	21.39		20.89		22.39	21.39
Aug-85		21.68		23.18	22.18		21.68		23.18	22.18
Feb-86		22.61		24.11	23.11		22.61		24.11	23.11
Aug-86		23.51		25.01	24.01		23.51		25.01	24.01
Feb-87		24.83		26.33	25.33		24.83		26.33	25.33
Aug-87		25.7		27.2	26.7		25.7		27.2	26.7
Feb-88		26.34		27.84	26.84		26.34		27.84	26.84
Aug-88		27.26		28.76	27.76		27.26		28.76	27.76
Feb-89		28.35		29.85	28.85		28.35		29.85	28.85
Aug-89		29.31		30.81	29.81		29.31		30.81	29.81
Feb-90		30.54		32.04	31.04		30.54		32.04	31.04
Aug-90		31.55		33.05	32.05		31.55		33.05	32.05
Feb-91		32.62		34.12	33.12		32.62		34.12	33.12
AUG 91	NO INCREASE	32.62		34.12	33.12		32.62		34.12	33.12
Feb-92		33.11		34.61	33.61		33.11		34.61	33.61
AUG 92	NO INCREASE	33.11		34.61	33.61		33.11		34.61	33.61
Feb-93		33.21		34.71	33.71		33.21		34.71	33.71
Aug-93	21.00%	33.64	8%	33.64	33.64		33.64	8%	33.64	33.64
Feb-94		33.84		33.84	33.84		33.84		33.84	33.84
Aug-94		34.21		34.21	34.21		34.21		34.21	34.21
Feb-95		34.69		34.69	34.69		34.69		34.69	34.69
Aug-95		35.73	7%	35.73	35.73		35.73	7%	35.73	35.73
Feb-96		36.44		36.44	36.44		36.44		36.44	36.44
Aug-96		36.84	5%	36.84	36.84		36.84	5%	36.84	36.84
Feb-97		36.99		36.99	36.99		36.99		36.99	36.99
Aug-97	37%	36.99		36.99	36.99		36.99		36.99	36.99
Feb-98		36.99		36.99	36.99		36.99		36.99	36.99
Aug-98		37.21		37.21	37.21		37.21		37.21	37.21

SPIRITS EXCISE AND CUSTOMS DUTIES 1950--1998

DATE OF CHANGE	SALES TAX	BRANDY			RUM				
		AUST	AD VALOREM	IMP-BOTTLE	IMP-BULK	AUST	AD VALOREM	IMP-BOTTLE	IMP-BULK
Sep-51	12.50%	84/6d		PER PROOF GALLON 1950--1966		87/6d			95/6d
Sep-53		63/6d				66/6d			74/6d
Aug-54		33/6d							
Mar-56		49/-				82/-			90/-
Aug-65		80/-				113/-			121/-
Aug-68	15.00%			PER LITRE OF ALCOHOL 1966--					
Jul-72		3.08							
Aug-73		6	1.26 LTR + 3.94 LAL		6.15	6.88	1 LTR + 4.71 LAL		7.15
Jul-74		8.55	1.26 LTR + 6.49 LAL		8.7	9.43	1 LTR + 7.26 LAL		9.7
Sep-74		8.95	1.26 LTR + 6.89 LAL		9.1				
Aug-75		10.29	1.26 LTR + 8.15 LAL		10.36	10.29	1 LTR + 8.12 LAL		10.56
Sep-77	TEMPORARY DUTIES	(a) 1.51 LTR + 8.12 LAL + 4.38 LAL-1.51 LTR			(b)	1.51 LTR + 8.12 LAL + 24.38 LAL-1.51 LTR			
Aug-78		18.75	1.25% + 21.04 LAL		32.5	18.75	1 LTR + 16.54 LAL		18.98
Feb-79		18.75	1.26 LTR + 16.69 LAL		18.9	TEMPORARY DUTIES			
Nov-79		16	1.29 LTR + 13.94 LAL		16.19	.26 LTR + 8.15 LAL + 4.35 LAL-1.26 LTR			
Aug-81	17.50%					(b) 1.26 LTR + 8.15 LAL + 24.35 LAL-1.26 LTR			
Aug-82	20.00%								
Aug-83		16.69		17.89	16.89	19.56		21.06	20.06
Feb-84		17.37		18.57	17.57	20.36		21.86	20.86
Feb-85		17.82		17.02	18.02	20.89		22.39	21.39
Aug-85		18.5		19.7	18.7	21.68		23.18	22.18
Feb-86		19.3		20.5	19.5	22.61		24.11	23.11
Aug-86		20.07		21.27	20.27	23.51		25.01	24.01
Feb-87		21.19		22.39	21.39	24.83		26.33	25.33
Aug-87		21.93		23.13	22.13	25.7		27.2	26.2
Feb-88		22.48		23.68	22.68	26.34		27.84	26.84
Aug-88		23.27		24.47	23.47	27.26		28.76	27.76
Feb-89		24.2		25.4	24.4	28.35		29.85	28.85
Aug-89		25.02		26.22	25.22	29.31		30.81	29.81
Feb-90		26.07		27.27	26.27	30.54		32.04	31.04
Aug-90		26.93		28.13	27.13	31.55		33.05	32.05
Feb-91		27.85		29.05	28.05	32.62		34.12	33.12
AUG 91	NO INCREASE	27.85		29.05	28.05	32.62		34.12	33.12
Feb-92		28.27		29.47	28.47	33.11		34.61	33.61
AUG 92	NO INCREASE	28.27		29.47	28.47	33.11		34.61	33.61
Feb-93		28.35		29.55	28.55	33.21		34.71	33.71
Aug-93	21.00%	28.72	8%	28.72	28.72	33.64	8%	33.64	33.64
Feb-94		28.89		28.89	28.89	33.84		33.84	33.84
Aug-94		29.21		29.21	29.21	34.21		34.21	34.21
Feb-95		29.62		29.62	29.62	34.69		34.69	34.69
Aug-95		30.51	7%	30.51	30.51	35.73	7%	35.73	35.73
Feb-96		31.12		31.12	31.12	36.44		36.44	36.44
Aug-96		31.46	5%	31.46	31.46	36.84	5%	36.84	36.84
Feb-97		31.59		31.59	31.59	36.99		36.99	36.99
Aug-97	37%	31.59		31.59	31.59	36.99		36.99	36.99
Feb-98		31.59		31.59	31.59	36.99		36.99	36.99
Aug-98		31.78		31.78	31.78	37.21		37.21	37.21

SPIRITS EXCISE AND CUSTOMS DUTIES 1950--1998

DATE OF CHANGE	SALES TAX	WHISKY			GIN				
		AUST	AD VALOREM	IMP-BOTTLE	IMP-BULK	AUST	AD VALOREM	IMP-BOTTLE	IMP-BULK
PER PROOF GALLON 1950--1966									
Mar-56	12.50%	80/-			94/-			82/-	90/-
Aug-65		111/-			125/-			113/-	121/-
Aug-68	15.00%								
Aug-73		6.8	1.51 LTR + 4.71 LAL		7.34			6.88	LTR + 4.71 LAL
Jul-74		9.35	1.51 LTR + 7.26 LAL		9.89			9.43	LTR + 7.26 LAL
Aug-75		10.29	1.51 LTR + 8.12 LAL		10.75			10.29	LTR + 8.12 LAL
Sep-77	TEMPORARY DUTIES	(a) 1.51 LTR + 8.12 LAL + 4.38 LAL-1.51 LTR			(b)	1.51 LTR + 8.12 LAL + 24.38 LAL-1.51 LTR			
Aug-78		18.75	1.51 LTR +6.66 LAL		19.29			18.75	LTR +6.58 LAL
Aug-81	17.50%								
Aug-82	20.00%								
Aug-83		19.56		21.06	20.06			19.56	21.06
Feb-84		20.36		21.86	20.86			20.36	21.86
Feb-85		20.89		22.39	21.39			20.89	22.39
Aug-85		21.68		23.18	22.18			21.68	23.18
Feb-86		22.61		24.11	23.11			22.61	24.11
Aug-86		23.51		25.01	24.01			23.51	25.01
Feb-87		24.83		26.33	25.33			24.83	26.33
Aug-87		25.7		27.2	26.2			25.7	27.2
Feb-88		26.34		27.84	26.84			26.34	27.84
Aug-88		27.26		28.76	27.76			27.26	28.76
Feb-89		28.35		29.85	28.85			28.35	29.85
Aug-89		29.31		30.81	29.81			29.31	30.81
Feb-90		30.54		32.04	31.04			30.54	32.04
Aug-90		31.55		33.05	32.05			31.55	33.05
Feb-91		32.62		34.12	33.12			32.62	34.12
AUG 91	NO INCREASE	32.62		34.12	33.12			32.62	34.12
Feb-92		33.11		34.61	33.61			33.11	34.61
AUG 92	NO INCREASE	33.11		34.61	33.61			33.11	34.61
Feb-93		33.21		34.71	33.71			33.21	34.71
Aug-93	21.00%	33.64	8%	33.64	33.64		8%	33.64	33.64
Feb-94		33.84		33.84	33.84			33.84	33.84
Aug-94		34.21		34.21	34.21			34.21	34.21
Feb-95		34.69		34.69	34.69			34.69	34.69
Aug-95		35.73	7%	35.73	35.73		7%	35.73	35.73
Feb-96		36.44		36.44	36.44			36.44	36.44
Aug-96		36.84	5%	36.84	36.84		5%	36.84	36.84
Feb-97		36.99		36.99	36.99			36.99	36.99
Aug-97	37%	36.99		36.99	36.99			36.99	36.99
Feb-98		36.99		36.99	36.99			36.99	36.99
Aug-98		37.21		37.21	37.21			37.21	37.21