

Under embargo until 1.00am on Thursday, 31 January 2008

For personal use only. Third parties should not be approached until the embargo is lifted.

## BREAST CANCER DETECTION AND MANAGEMENT (CHAPTER 12)

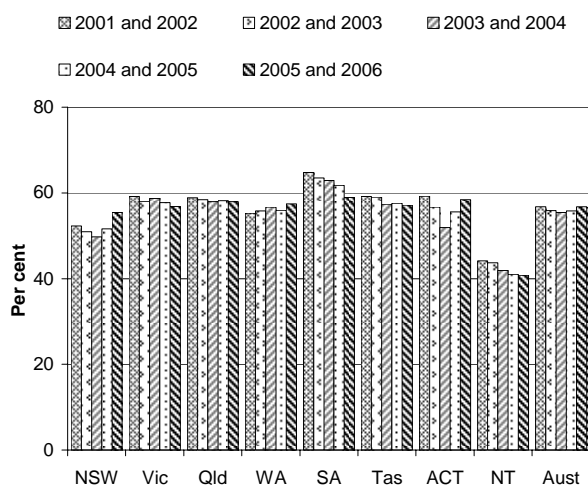
- The focus of this chapter is on the performance of governments in managing two key health issues: breast cancer and mental health. This fact sheet focuses on the performance of governments in detecting and managing breast cancer.
- Governments spent around \$139 million on breast cancer screening through BreastScreen Australia in 2005-06 compared with \$124 million in 2004-05 (in 2005-06 dollars) (table 12A.6). Over 857 000 women aged 40 years or over were screened by BreastScreen Australia in 2006, compared with 835 000 in 2002 (p. 12.10).

### Objectives of breast cancer detection and management

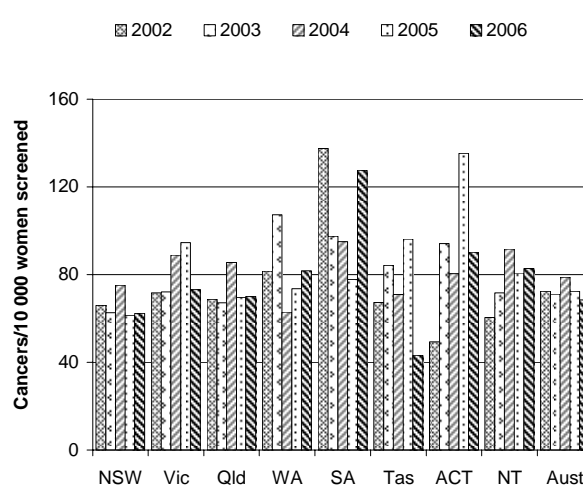
- The objectives for breast cancer detection and management are to reduce morbidity and mortality attributable to breast cancer, and to improve the quality and duration of life of women with breast cancer in a manner that is equitable and efficient.

### Selection of results

Age standardised participation rates of women aged 50–69 years in BreastScreen Australia screening programs (24 month period)<sup>a</sup> (p. 12.18)

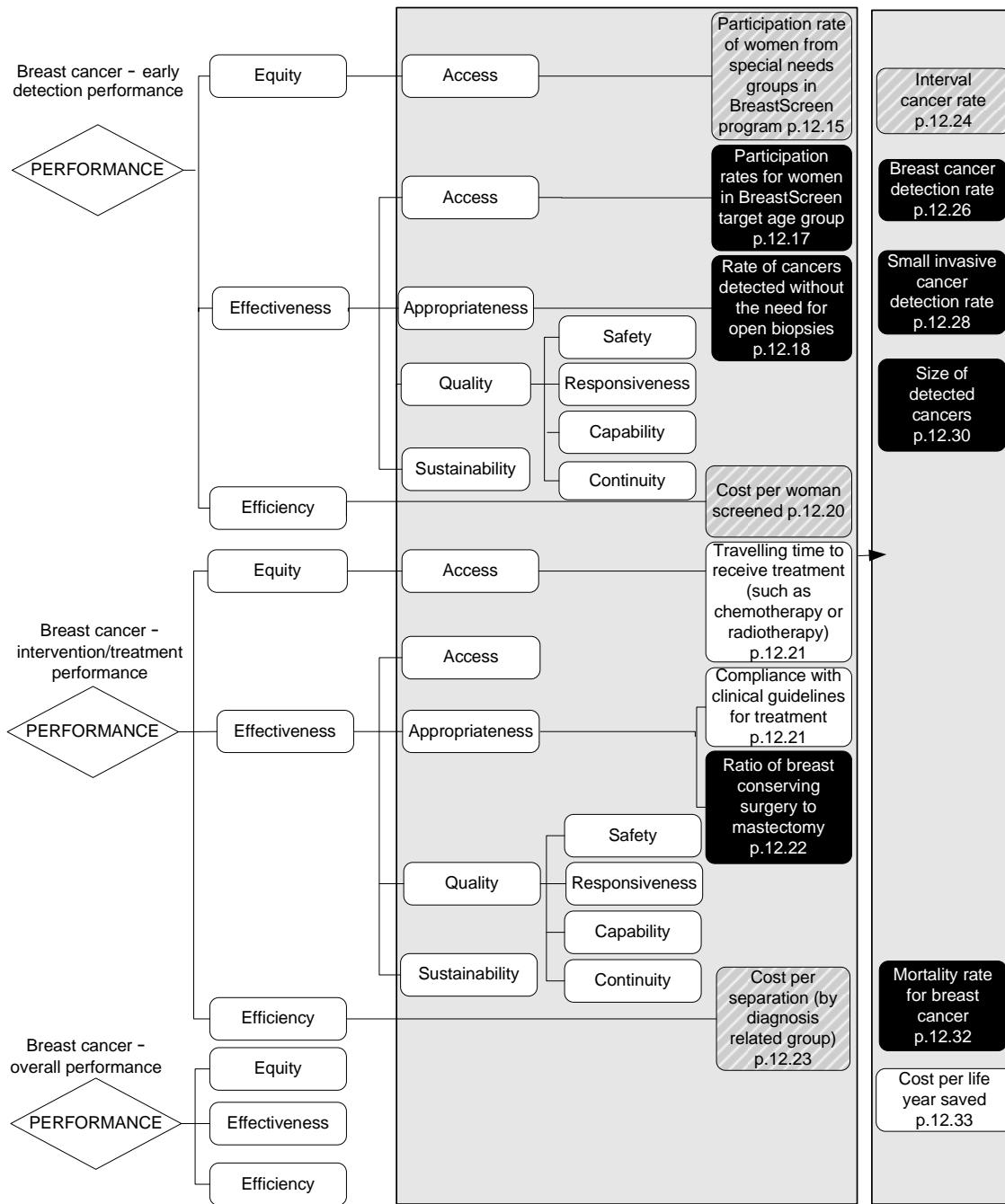


Age standardised breast cancer detection rate for women aged 50–69 years, invasive cancers, first screening round<sup>a</sup> (p. 12.28)



<sup>a</sup> Data and caveats for these figures are available electronically on the CD-ROM enclosed with the Report and from the website for the Review of Government Service Provision (<http://www.pc.gov.au/gsp/reports/rogs/2008>). Data may be subject to revision. The most recent data will be available on the Review website.

# Performance indicators for breast cancer detection and management (figure 12.7, p. 12.14)



**Key to indicators**

- Text** Data for these indicators comparable, subject to caveats to each chart or table
- Text** Data for these indicators not complete or not directly comparable
- Text** These indicators yet to be developed or data not collected for this Report: chapter contains explanatory text

## Developments in reporting since the 2007 Report

- Time series data on five year relative breast cancer survival rates are reported.
- Public health expenditure on breast cancer screening has been refined to present expenditure on a per female aged 40 years and over basis, rather than a per person basis.

[END]

---

**Background information:** Lawrence McDonald, Head of Secretariat 03 9653 2178/0421 584 905

**Other information:** Clair Angel, Media and Publications 02 6240 3239/0417 665 443

**Please do not approach other parties for comment before Thursday 31 January 2008.**

*Media copies of this report are available from Clair Angel on 02 6240 3239.*

*Hard copies of this publication are available from Pirion/J.S. McMillan (ph: 02 9795 1200 or email [custserv@jsmcmillan.com.au](mailto:custserv@jsmcmillan.com.au)). The report will be available via the Internet at <http://www.pc.gov.au/> on the morning of Thursday 31 January 2008.*

*Tables with an 'A' suffix (eg table 12A.5) are in the attachments on the CD-ROM or on the Review website.*