

Under embargo until 1.00am on Thursday, 31 January 2008

For personal use only. Third parties should not be approached until the embargo is lifted.

### CHILDREN'S SERVICES (CHAPTER 3)

- The focus of this chapter is on government funded and/or provided child care and preschool services for children aged 12 years or younger.
- The Australian Government supported 616 129 child care places in 2006 — an increase of 4.6 per cent on the number in 2005. In 2006-07, State and Territory governments supported approximately 64 330 places in child care for children aged 12 years or younger (p. 3.7).
- State and Territory governments supported at least 211 011 preschool places in 2006-07 (p. 3.8).
- Total Australian, State and Territory government expenditure on children's services was approximately \$3.03 billion in 2006-07 (p. 3.6).

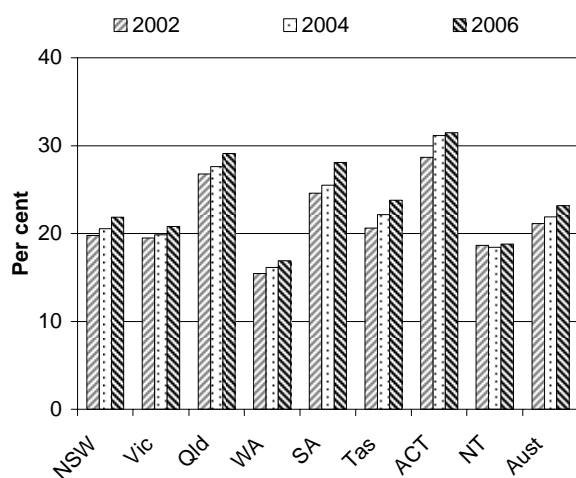
### Objectives of children's services

Children's services aim to:

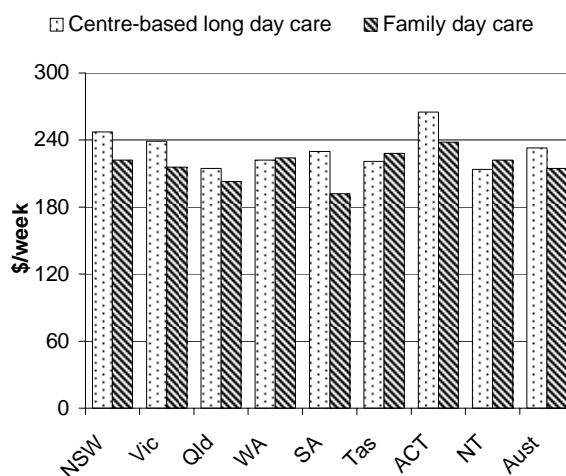
- meet the care, education and development needs of children in a safe and nurturing environment
- provide support for families in caring for their children
- provide these services in an equitable and efficient manner.

### Selection of results

Proportion of children aged 0–12 years using Australian Government approved child care (p. 3.18)

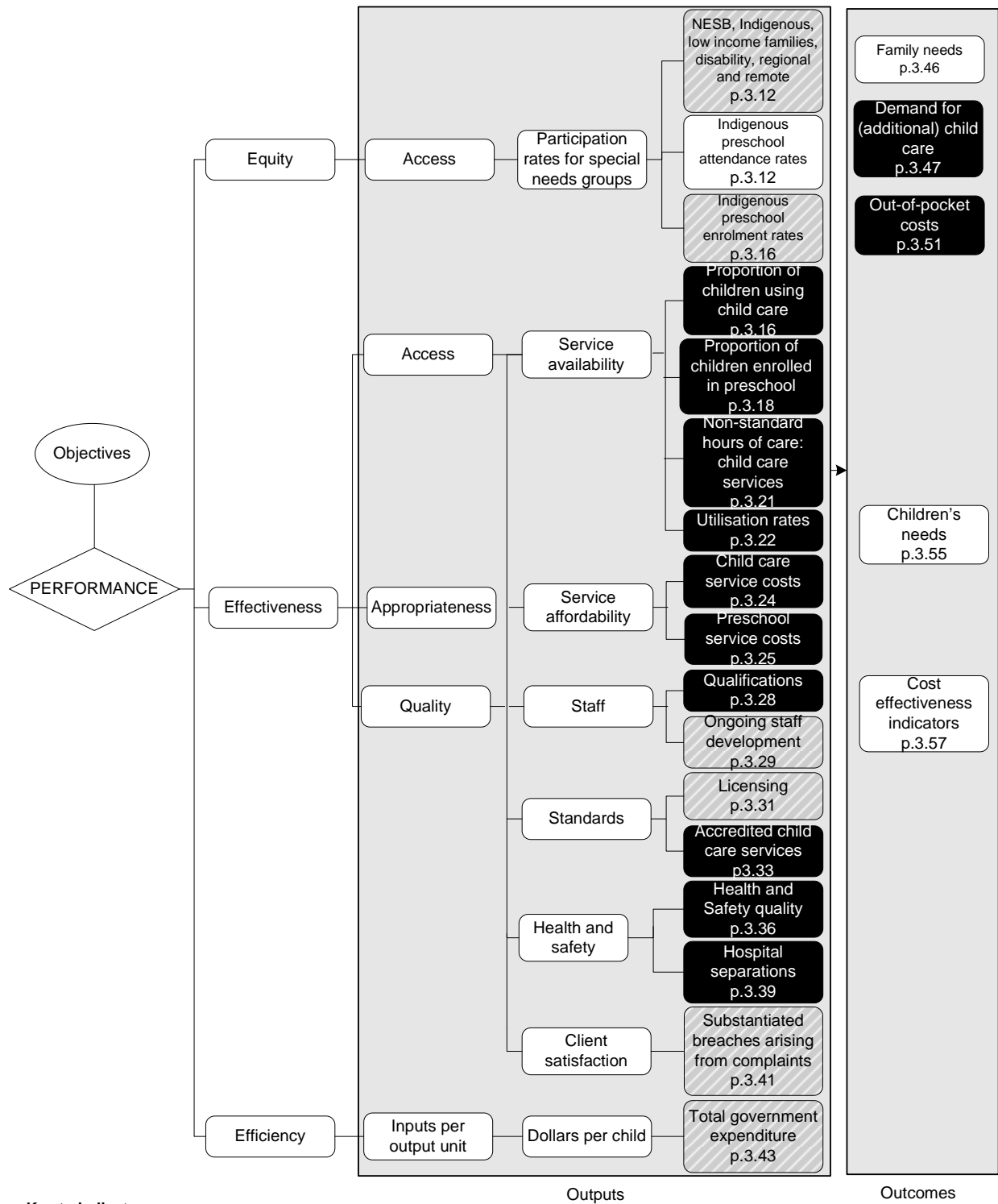


Average fees charged by Australian Government funded child care services, for 50 hours of care, 2006 (\$/week) (p. 3.25).



<sup>a</sup> Data and caveats for these figures are available electronically on the CD-ROM enclosed with the Report and from the website for the Review of Government Service Provision (<http://www.pc.gov.au/gsp/reports/rogs/2008>). Data may be subject to revision. The most recent data will be available on the Review website.

# Performance indicators for children’s services (figure 3.2, p. 3.10)



**Key to indicators**

- Text Data for these indicators comparable, subject to caveats to each chart or table
- Text Data for these indicators not complete or not directly comparable
- Text These indicators yet to be developed or data not collected for this Report: chapter contains explanatory text

[MORE]

## Developments in reporting since the 2007 Report

- The chapter has been moved into what was previously the 'Education' part of the Report (now 'Early childhood, education and training'). This shift acknowledges the developmental continuum between children's services and school education, and the policy direction of Early Childhood Education and Care.
- The representation of special needs groups in child care services and the community is presented for children aged 0–5 and 6–12. Previous reports presented only the 0–12 age group.
- Child care services' performance against the National Childcare Accreditation Council's (NCAC) quality principles related to health and safety replaces 'serious injuries' as an indicator of health and safety.
- Final data from the Australian Government's Census of Child Care Services conducted in 2006 is included this year. The 2007 Report included preliminary data from this source.

[END]

---

<b>Background information:</b>	Lawrence McDonald, Head of Secretariat	03 9653 2178/0421 584 905
<b>Other information:</b>	Clair Angel, Media and Publications	02 6240 3239/0417 665 443

**Please do not approach other parties for comment before Thursday 31 January 2008.**

*Media copies of this report are available from Clair Angel on 02 6240 3239.*

*Hard copies of this publication are available from Pirion/J.S. McMillan (ph: 02 9795 1200 or email [custserv@jsmcmillan.com.au](mailto:custserv@jsmcmillan.com.au)). The report will be available via the Internet at <http://www.pc.gov.au/> on the morning of Thursday 31 January 2008.*

*Tables with an 'A' suffix (eg table 3A.5) are in the attachments on the CD-ROM or on the Review website.*