

Under embargo until 1.00am on Thursday, 31 January 2008

For personal use only. Third parties should not be approached until the embargo is lifted.

SCHOOL EDUCATION (CHAPTER 4)

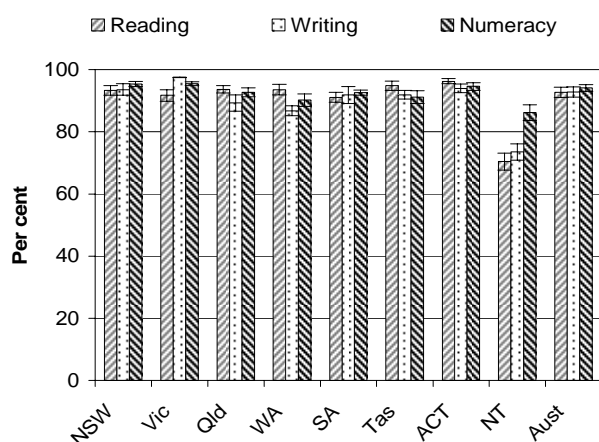
- The principal focus of this chapter is on government funded primary and secondary school education. Some performance indicators are reported for government schools, non-government schools and school education as a whole (see performance indicator framework on reverse).
- There were 3.4 million full time equivalent school students enrolled in August 2006, in 9612 schools. Of these, 70.5 per cent of primary students and 61.8 per cent of secondary students were educated in government schools (pp. 4.7–8).
- Australian, State and Territory governments spent \$32.4 billion on school education in 2005-06, of which \$25.4 billion (78.4 per cent) was spent on government schools (p. 4.4).

Objectives of school education

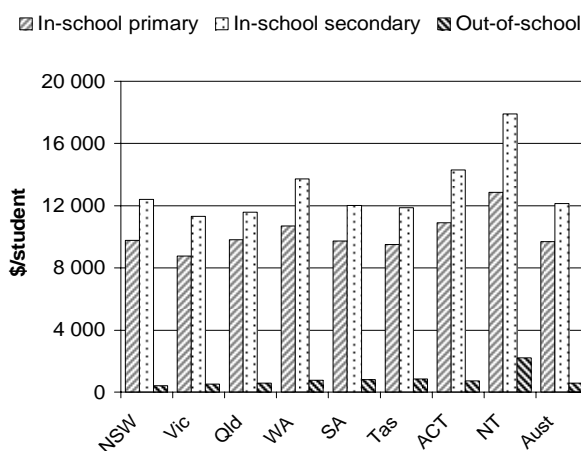
- The National Goals for Schooling are presented in the chapter (pp. 4.14–17). In summary, schooling aims to provide education for all young people, by assisting students in:
 - attaining knowledge, skills and understanding in key learning areas
 - developing their talents, capacities, self-confidence, self-esteem and respect for others
 - developing their capacity to contribute to Australia’s social, cultural and economic development (p. 4.1).

Selection of results

Proportion of year 3 students achieving the reading, writing and numeracy benchmarks, 2005^a (pp. 4.38, 4.44, 4.49)

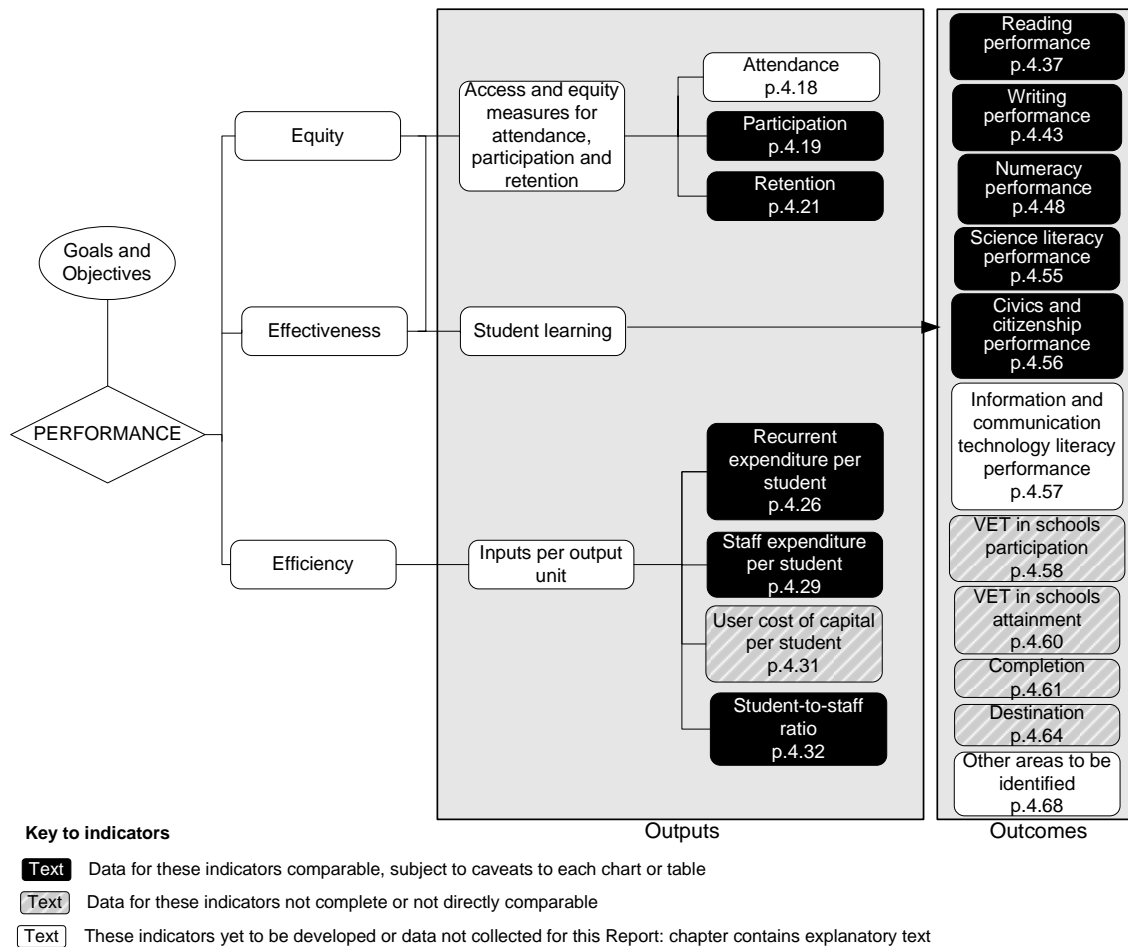


Government recurrent expenditure per FTE student, government schools, 2005-06^a (p.4.28)



^a Data and caveats for these figures are available electronically on the CD-ROM enclosed with the Report and from the website for the Review of Government Service Provision (<http://www.pc.gov.au/gsp/reports/rogs/2008>). Data may be subject to revision. The most recent data will be available on the Review website.

Performance indicators for school education (figure 4.4, p. 4.18)



Developments in reporting since the 2007 Report

- This year, the chapter has been enhanced by the inclusion of nationally comparable learning outcomes data for:
 - 15 year old students achieving at or above level 3 on the international assessments for reading literacy and mathematical literacy, 2006
 - students in vocational education and training in schools for 2005
 - Indigenous learning outcomes by geolocation (at a national level only) for 2005. These data provide important information on Indigenous students through further disaggregation of the national learning outcomes data.

[END]

Background information: Lawrence McDonald, Head of Secretariat 03 9653 2178/0421 584 905

Other information: Clair Angel, Media and Publications 02 6240 3239/0417 665 443

Please do not approach other parties for comment before Thursday 31 January 2008.

Media copies of this report are available from Clair Angel on 02 6240 3239.

Hard copies of this publication are available from Pirion/J.S. McMillan (ph: 02 9795 1200 or email custserv@jismcmillan.com.au). The report will be available via the Internet at <http://www.pc.gov.au/> on the morning of Thursday 31 January 2008.

Tables with an 'A' suffix (eg table 4A.5) are in the attachments on the CD-ROM or on the Review website.